



**Auto 66**  
**22<sup>nd</sup> March 2009**

**Cadwell Park**



**Auto 66 - Clubmans Challenge Road Races**
**Sorted on Laps**
**Clubmans Formula 400-Libra + Lites**
**Cadwell Park 2.173 Miles**
**Race 3**
**22/03/2009 11:23**
**Race started at 11:23:29**

Pos	No.	Name	Town	Make	Model	Laps	Total Tm	Diff	Avg. Speed	Best Tm
<b>EVENT 2</b>										
1	17	Mark Goodings	Doncaster	Kawasaki	ZXR 400	4	7:22.824		70.663	1:45.568
2	49	Bob Farrington	Rawcliffe	Kawasaki	ZXR 400	4	7:39.743	16.919	68.062	1:51.252
3	73	Arran Hopper	Scunthorpe	Kawasaki	ZXR 400	4	7:49.561	26.737	66.639	1:50.962
4	52	Allwyn Dalton	Burton	Kawasaki	ZXR 400	4	7:50.885	28.061	66.452	1:55.298
5	16	Alex Furniss	Pontefract	Yamaha	FZR-RRSP 4t	4	7:58.775	35.951	65.357	1:55.798
6	39	Christopher Smith	Saltburn	Honda	CBRNC23 4C	4	8:19.688	56.864	62.621	2:02.001
7	38	Antony Healey	Ramsbottom	Honda	CBR 400	4	8:19.985	57.161	62.584	2:01.827
8	48	Karl Hennigan	Normanton	Honda	RS 250	4	8:21.369	58.545	62.412	2:01.104
9	162	Gary Pickles	Keighley	Yamaha	FZR400RR 4	4	8:23.382	1:00.558	62.162	1:55.717
10	14	Jeffrey Bennett	Kirkby Overblow	Kawasaki	ZXR 400	4	8:26.473	1:03.649	61.783	2:02.923
<b>EVENT 4</b>										
1	156	Mark Watson	Harrogate	Honda	CBR 600	4	7:38.766		68.207	1:52.476
2	62	Martin Atkinson	Holme on Spalding	Honda	CBR 600	4	8:03.086	24.320	64.774	1:55.396
3	123	Martin Cooper	Diggle	Honda	CBR 600	4	8:06.429	27.663	64.328	1:58.955
4	111	Philip Creaser	Ruskin	Honda	Hornet 600	4	8:19.890	41.124	62.596	2:03.011
5	60	Helen Ingham	Grimsby	Honda	CBR600 600	4	8:34.284	55.518	60.844	2:05.157
6	68	Adrian Powell	Nr Sheffield	Honda	CBR 600	3	7:32.324	1 Lap	51.884	2:26.228
<b>EVENT 6</b>										
1	67	Ian Popplewell	Cottingham	Kawasaki	ER6 650	4	7:03.526		73.883	1:44.328
2	86	Paul Hedison	Gainsborough	Honda	RS 250	4	7:04.087	0.561	73.785	1:42.947
3	100	Chris Graily	Bridlington	Kawasaki	ER6 650	4	7:34.474	30.948	68.851	1:51.901
4	101	Bradley Kitchen	Sheffield	Honda	RS125	4	7:40.002	36.476	68.024	1:51.084
5	98	Andrew Smith	Immingham	Honda	RS 125	4	7:58.816	55.290	65.351	1:55.695
6	97	Richard Ferguson	Stockton	Honda	RS 125	4	8:03.473	59.947	64.722	1:55.152
7	58	Duane Bliss	Nr Goole	Suzuki	SV 650	4	8:06.803	1:03.277	64.279	1:55.685
8	64	Matthew Hunter	Stockton on Tees	Suzuki	SV 650	4	8:21.077	1:17.551	62.448	2:00.856
9	7	Sarah Boyes	York	Honda	RS125	3	7:30.706	1 Lap	52.070	2:25.430

**Announcements**

Nos 17 &amp; 73 - 10 second jump start penalty

No. 14 - NO TRANSPONDER FITTED - WILL NOT BE LAPSCORED FOR NEXT RACE IF NOT FITTED

Margin of Victory	Avg. Speed	Best Lap Tm	Best Spd	Best Lap by
0.561	73.883	1:42.947	75.989	86 - Paul Hedison

**Chief Timekeeper:**
**Clerk of Course:**
**Weather / Track Condition: Bright / Dry**
**Results: [www.sportstimingservices.com](http://www.sportstimingservices.com)**

# Auto 66 - Clubmans Challenge Road Races

# Lapchart

Clubmans Formula 400-Libra + Lites

Cadwell Park 2.173 Miles

Race 3

22/03/2009 11:23

Race started at 11:23:29

Competitors	Laps					
	0	1	2	3	4	
Chris Graily (100)	1	100	67	67	67	67
Ian Poplewell (67)	2	67	86	86	86	86
Philip Creaser (111)	3	111	17	17	17	17
Mark Watson (156)	4	156	100	100	100	100
Mark Goodings (17)	5	17	156	156	156	156
Paul Hedison (86)	6	86	52	73	73	73
Martin Cooper (123)	7	123	73	49	49	49
Matthew Hunter (64)	8	64	49	101	101	101
Allwyn Dalton (52)	9	52	101	52	52	52
Bob Farrington (49)	10	49	123	123	16	16
Martin Atkinson (62)	11	62	111	16	98	98
Arran Hopper (73)	12	73	16	98	123	62
Antony Healey (38)	13	38	62	62	62	97
Alex Furniss (16)	14	16	98	111	97	123
Christopher Smith (39)	15	39	39	58	58	58
Karl Hennigan (48)	16	48	58	97	111	39
Gary Pickles (162)	17	162	38	39	39	111
Bradley Kitchen (101)	18	101	48	162	38	38
Duane Bliss (58)	19	58	162	38	64	64
Andrew Smith (98)	20	98	97	64	48	48
Helen Ingham (60)	21	60	64	48	162	162
Richard Ferguson (97)	22	97	60	60	60	60
Adrian Powell (68)	23	68	68	68	7	
Sarah Boyes (7)	24	7	7	7	68	
Jeffrey Bennett (14)	25	14	14	14	14	

Chief Timekeeper:

Clerk of Course:

Weather / Track Condition: Bright / Dry

Results: [www.sportstimingservices.com](http://www.sportstimingservices.com)

# Auto 66 - Clubmans Challenge Road Races

## Clubmans Formula 400-Libra + Lites

Cadwell Park 2.173 Miles

### Race 3

22/03/2009 11:23

Race started at 11:23:29

Lap Time of Day Lap Tm SFSpd Spd

(67) Ian Popplewell

1	11:25:18.695	1:47.415	109.7
2	11:27:03.023	1:44.328	110.3
3	11:28:48.235	1:45.212	109.5
4	11:30:32.794	1:44.559	109.9

(86) Paul Hedison

1	11:25:22.035	1:49.252	118.0
2	11:27:06.697	1:44.662	118.4
3	11:28:49.644	1:42.947	119.5
4	11:30:33.355	1:43.711	118.2

(17) Mark Goodings

1	11:25:24.087	1:51.542	112.3
2	11:27:10.005	1:45.918	112.5
3	11:28:55.573	1:45.568	110.3
4	11:30:42.092	1:46.519	111.9

(100) Chris Graily

1	11:25:27.187	1:55.969	110.3
2	11:27:19.088	1:51.901	108.3
3	11:29:11.268	1:52.180	109.0
4	11:31:03.742	1:52.474	106.4

(156) Mark Watson

1	11:25:29.451	1:57.076	119.7
2	11:27:22.317	1:52.866	120.1
3	11:29:14.793	1:52.476	119.7
4	11:31:08.034	1:53.241	120.3

(49) Bob Farrington

1	11:25:32.660	1:59.527	107.8
2	11:27:26.155	1:53.495	107.8
3	11:29:17.407	1:51.252	109.4
4	11:31:09.011	1:51.604	103.6

(101) Bradley Kitchen

1	11:25:35.183	2:00.549	103.8
2	11:27:26.788	1:51.605	105.6
3	11:29:18.186	1:51.398	104.4
4	11:31:09.270	1:51.084	105.6

(73) Arran Hopper

1	11:25:32.431	1:59.124	104.9
2	11:27:25.111	1:52.680	103.8
3	11:29:16.073	1:50.962	103.9
4	11:31:08.829	1:52.756	104.4

(52) Allwyn Dalton

1	11:25:32.342	1:59.258	108.3
2	11:27:28.626	1:56.284	108.8
3	11:29:23.924	1:55.298	105.1
4	11:31:20.153	1:56.229	106.2

(16) Alex Furniss

1	11:25:38.189	2:04.324	101.7
2	11:27:35.658	1:57.469	103.8
3	11:29:32.245	1:56.587	103.6
4	11:31:28.043	1:55.798	102.0

Lap Time of Day Lap Tm SFSpd Spd

(98) Andrew Smith

1	11:25:39.662	2:04.624	103.9
2	11:27:35.848	1:56.186	105.9
3	11:29:32.389	1:56.541	103.8
4	11:31:28.084	1:55.695	103.3

(62) Martin Atkinson

1	11:25:38.953	2:05.740	118.9
2	11:27:41.025	2:02.072	118.2
3	11:29:36.421	1:55.396	119.1
4	11:31:32.354	1:55.933	113.4

(97) Richard Ferguson

1	11:25:42.889	2:07.239	106.9
2	11:27:41.899	1:59.010	105.4
3	11:29:37.051	1:55.152	108.0
4	11:31:32.741	1:55.690	110.3

(123) Martin Cooper

1	11:25:36.192	2:03.311	114.2
2	11:27:35.147	1:58.955	113.6
3	11:29:35.334	2:00.187	114.0
4	11:31:35.697	2:00.363	115.8

(58) Duane Bliss

1	11:25:40.181	2:05.441	108.8
2	11:27:41.563	2:01.382	109.2
3	11:29:37.248	1:55.685	110.3
4	11:31:36.071	1:58.823	109.7

(39) Christopher Smith

1	11:25:40.113	2:06.127	103.0
2	11:27:42.114	2:02.001	105.4
3	11:29:46.284	2:04.170	100.7
4	11:31:48.956	2:02.672	101.1

(111) Philip Creaser

1	11:25:38.020	2:05.843	109.5
2	11:27:41.415	2:03.395	105.9
3	11:29:46.147	2:04.732	104.8
4	11:31:49.158	2:03.011	104.1

(38) Antony Healey

1	11:25:41.321	2:07.517	101.9
2	11:27:44.811	2:03.490	101.0
3	11:29:47.426	2:02.615	101.3
4	11:31:49.253	2:01.827	101.0

(64) Matthew Hunter

1	11:25:43.092	2:10.121	104.9
2	11:27:45.230	2:02.138	102.8
3	11:29:49.489	2:04.259	98.3
4	11:31:50.345	2:00.856	103.9

(48) Karl Hennigan

1	11:25:42.417	2:07.894	102.5
2	11:27:45.788	2:03.371	103.1
3	11:29:49.533	2:03.745	102.7
4	11:31:50.637	2:01.104	101.9

(162) Gary Pickles

Lap Time of Day Lap Tm SFSpd Spd

1	11:25:42.464	2:07.899	106.2
2	11:27:42.381	1:59.917	108.3
3	11:29:56.933	2:14.552	104.6
4	11:31:52.650	1:55.717	106.2

(14) Jeffrey Bennett

1	11:27:48.807	2:03.322	
2	11:29:51.730	2:02.923	
3	11:31:55.741	2:04.011	

(60) Helen Ingham

1	11:25:46.897	2:11.753	114.6
2	11:27:52.087	2:05.190	115.4
3	11:29:58.395	2:06.308	115.8
4	11:32:03.552	2:05.157	113.4

(7) Sarah Boyes

1	11:26:08.998	2:30.660	90.0
2	11:28:34.544	2:25.546	90.5
3	11:30:59.974	2:25.430	88.9

(68) Adrian Powell

1	11:26:07.120	2:30.915	102.4
2	11:28:33.348	2:26.228	103.0
3	11:31:01.592	2:28.244	88.3

Chief Timekeeper:

Clerk of Course:

Weather / Track Condition: Bright / Dry

Results: [www.sportstimingservices.com](http://www.sportstimingservices.com)

**Auto 66 - Clubmans Challenge Road Races**
**Sorted on Laps**
**Clubmans Formula 400-Libra + Lites**
**Cadwell Park 2.173 Miles**
**Race 10**
**22/03/2009 14:01**
**Race started at 14:01:39**

Pos	No.	Name	Town	Make	Model	Laps	Total Tm	Diff	Avg. Speed	Best Tm
<b>EVENT 2</b>										
1	17	Mark Goodings	Doncaster	Kawasaki	ZXR 400	6	10:55.107		71.648	1:47.049
2	73	Arran Hopper	Scunthorpe	Kawasaki	ZXR 400	6	11:16.326	21.219	69.400	1:50.487
3	49	Bob Farrington	Rawcliffe	Kawasaki	ZXR 400	6	11:28.238	33.131	68.199	1:52.168
4	16	Alex Furniss	Pontefract	Yamaha	FZR-RRSP 400	6	11:28.721	33.614	68.151	1:51.340
5	52	Allwyn Dalton	Burton	Kawasaki	ZXR 400	6	11:52.634	57.527	65.864	1:55.749
6	162	Gary Pickles	Keighley	Yamaha	FZR400RR 400	6	12:15.110	1:20.003	63.850	1:55.426
7	39	Christopher Smith	Saltburn	Honda	CBRNC23 400	6	12:15.205	1:20.098	63.842	1:58.015
8	48	Karl Hennigan	Normanton	Honda	RS 250	6	12:24.853	1:29.746	63.015	2:00.699
9	38	Antony Healey	Ramsbottom	Honda	CBR 400	6	12:28.743	1:33.636	62.687	2:01.458
10	14	Jeffrey Bennett	Kirkby Overblow	Kawasaki	ZXR 400	5	10:41.290	1 Lap	60.993	2:04.674

<b>EVENT 4</b>										
1	156	Mark Watson	Harrogate	Honda	CBR 600	6	11:27.349		68.287	1:51.692
2	62	Martin Atkinson	Holme on S. Moor	Honda	CBR 600	6	11:58.203	30.854	65.353	1:57.055
3	123	Martin Cooper	Diggle	Honda	CBR 600	6	12:20.115	52.766	63.418	1:59.924
4	111	Philip Creaser	Ruskin	Honda	Hornet 600	6	12:22.784	55.435	63.190	2:00.319
5	60	Helen Ingham	Grimsby	Honda	CBR600 600	5	10:31.053	1 Lap	61.982	2:03.421
6	68	Adrian Powell	Nr Sheffield	Honda	CBR 600	5	12:26.181	1 Lap	52.419	2:24.188

<b>EVENT 6</b>										
1	67	Ian Popplewell	Cottingham	Kawasaki	ER6 650	6	10:30.227		74.476	1:42.824
2	86	Paul Hedison	Gainsborough	Honda	RS 250	6	10:37.509	7.282	73.625	1:44.494
3	58	Duane Bliss	Nr Goole	Suzuki	SV 650	6	10:57.928	27.701	71.340	1:47.824
4	97	Richard Ferguson	Stockton	Honda	RS 125	6	10:58.538	28.311	71.274	1:46.487
5	98	Andrew Smith	Immingham	Honda	RS 125	6	10:58.582	28.355	71.269	1:46.680
6	100	Chris Graily	Bridlington	Kawasaki	ER6 650	6	11:27.876	57.649	68.234	1:52.591
7	64	Matthew Hunter	Stockton on Tees	Suzuki	SV 650	6	12:26.680	1:56.453	62.861	2:00.293
8	46	Stephen Yoxall	Castleford	Aprilia	RS 125	5	11:54.885	1 Lap	54.714	2:17.735
9	7	Sarah Boyes	York	Honda	RS125	5	12:04.896	1 Lap	53.958	2:21.862

**Not classified (0)**

101	Bradley Kitchen	Sheffield	Honda	RS125	4	7:31.796	DNF	69.260	1:48.067
-----	-----------------	-----------	-------	-------	---	----------	-----	--------	----------

**Margin of Victory**
**Avg. Speed**
**Best Lap Tm**
**Best Spd**
**Best Lap by**

7.282

74.476

1:42.824

76.080

67 - Ian Popplewell

**Chief Timekeeper:**
**Clerk of Course:**
**Weather / Track Condition: Cloudy / Dry**
**Results: [www.sportstimingservices.com](http://www.sportstimingservices.com)**

# Auto 66 - Clubmans Challenge Road Races

Lapchart

Clubmans Formula 400-Libra + Lites

Cadwell Park 2.173 Miles

Race 10

22/03/2009 14:01

Race started at 14:01:39

Competitors	Laps							
	0	1	2	3	4	5	6	
Ian Popplewell (67)	1	67	86	67	67	67	67	67
Paul Hedison (86)	2	86	67	86	86	86	86	86
Chris Graily (100)	3	100	17	17	17	17	17	17
Richard Ferguson (97)	4	97	58	58	58	58	58	58
Duane Bliss (58)	5	58	100	97	98	98	98	97
Andrew Smith (98)	6	98	97	98	97	97	97	98
Mark Goodings (17)	7	17	73	73	73	101	73	73
Bradley Kitchen (101)	8	101	98	100	101	73	156	156
Arran Hopper (73)	9	73	49	101	100	100	100	100
Bob Farrington (49)	10	49	101	49	49	156	49	49
Alex Furniss (16)	11	16	16	156	156	49	16	16
Allwyn Dalton (52)	12	52	156	16	16	16	52	52
Sarah Boyes (7)	13	7	52	52	52	52	62	62
Matthew Hunter (64)	14	64	62	62	62	62	39	162
Antony Healey (38)	15	38	38	39	39	39	123	39
Christopher Smith (39)	16	39	39	38	123	123	162	123
Karl Hennigan (48)	17	48	48	111	162	162	38	111
Mark Watson (156)	18	156	111	48	38	38	111	48
Gary Pickles (162)	19	162	123	123	64	111	64	64
Martin Atkinson (62)	20	62	60	162	48	64	48	38
Philip Creaser (111)	21	111	162	64	111	48	60	
Jeffrey Bennett (14)	22	14	64	60	60	60	14	
Helen Ingham (60)	23	60	14	14	14	14	46	
Martin Cooper (123)	24	123	7	7	7	46	7	
Adrian Powell (68)	25	68	46	46	46	7	68	
Stephen Yoxall (46)	26	46	68	68	68	68		

Chief Timekeeper:

Clerk of Course:

Weather / Track Condition: Cloudy / Dry

Results: [www.sportstimingservices.com](http://www.sportstimingservices.com)

Printed: 22/03/2009 14:17:25

# Auto 66 - Clubmans Challenge Road Races

## Clubmans Formula 400-Libra + Lites

Cadwell Park 2.173 Miles

### Race 10

22/03/2009 14:01

Race started at 14:01:39

Lap	Time of Day	Lap Tm	SFSpd	Spd	Lap	Time of Day	Lap Tm	SFSpd	Spd	Lap	Time of Day	Lap Tm	SFSpd	Spd					
<b>(67) Ian Popplewell</b>																			
1	14:03:29.811	<b>1:48.126</b>	<b>114.6</b>		4	14:09:18.903	<b>1:51.692</b>	123.4		1	14:03:52.725	<b>2:07.250</b>	115.2						
2	14:05:12.973	<b>1:43.162</b>	109.9		5	14:11:13.064	1:54.161	123.9		2	14:05:55.835	<b>2:03.110</b>	114.4						
3	14:06:55.797	<b>1:42.824</b>	112.7		6	14:13:06.706	1:53.642	122.5		3	14:07:57.692	<b>2:01.857</b>	111.4						
4	14:08:40.030	1:44.233	107.8		<b>(100) Chris Graily</b>														
5	14:10:23.510	1:43.480	110.8		1	14:03:37.803	1:55.801	112.3		4	14:09:58.746	<b>2:01.054</b>	114.6						
6	14:12:09.584	1:46.074	109.7		2	14:05:32.413	1:54.610	111.7		5	14:11:58.670	<b>1:59.924</b>	<b>117.0</b>						
<b>(86) Paul Hedison</b>																			
1	14:03:29.530	1:47.583	121.0		3	14:07:25.307	1:52.894	110.3		6	14:13:59.472	2:00.802	116.8						
2	14:05:14.024	<b>1:44.494</b>	120.8		4	14:09:18.223	1:52.916	111.7		<b>(111) Philip Creaser</b>									
3	14:06:58.886	1:44.862	120.3		5	14:11:14.642	1:56.419	112.3		1	14:03:51.767	2:06.493	106.2						
4	14:08:44.419	1:45.533	120.8		6	14:13:07.233	<b>1:52.591</b>	<b>113.4</b>		2	14:05:54.744	2:02.977	110.6						
5	14:10:29.067	1:44.648	<b>122.1</b>		<b>(49) Bob Farrington</b>					3	14:08:00.575	2:05.831	111.7						
6	14:12:16.866	1:47.799	119.9		1	14:03:40.793	1:57.115	<b>110.1</b>		4	14:10:01.320	2:00.745	110.3						
<b>(17) Mark Goodings</b>																			
1	14:03:32.674	1:49.387	113.4		2	14:05:34.022	1:53.229	108.7		5	14:12:01.822	2:00.502	107.3						
2	14:05:21.109	1:48.435	<b>114.8</b>		3	14:07:26.746	1:52.724	108.8		6	14:14:02.141	<b>2:00.319</b>	<b>113.0</b>						
3	14:07:08.158	<b>1:47.049</b>	114.4		4	14:09:19.627	1:52.881	108.5		<b>(48) Karl Hennigan</b>									
4	14:08:57.046	1:48.888	113.4		5	14:11:15.427	1:55.800	106.9		1	14:03:51.142	2:06.561	105.4						
5	14:10:45.363	1:48.317	112.5		6	14:13:07.595	<b>1:52.168</b>	109.2		2	14:05:55.438	2:04.296	104.4						
6	14:12:34.464	1:49.101	112.5		<b>(16) Alex Furniss</b>					3	14:08:00.192	2:04.754	<b>106.1</b>						
<b>(58) Duane Bliss</b>																			
1	14:03:34.886	1:51.952	111.4		1	14:03:41.857	1:57.877	106.4		4	14:10:02.468	2:02.276	105.7						
2	14:05:23.521	1:48.635	111.7		2	14:05:36.421	1:54.564	106.4		5	14:12:03.511	2:01.043	106.1						
3	14:07:11.345	<b>1:47.824</b>	112.3		3	14:07:30.193	1:53.772	104.6		6	14:14:04.210	<b>2:00.699</b>	105.6						
4	14:09:00.336	1:48.991	112.5		4	14:09:23.692	1:53.499	105.2		<b>(64) Matthew Hunter</b>									
5	14:10:49.283	1:48.947	112.1		5	14:11:16.738	1:53.046	106.4		1	14:03:55.579	2:11.202	103.9						
6	14:12:37.285	1:48.002	<b>112.7</b>		6	14:13:08.078	<b>1:51.340</b>	<b>107.4</b>		2	14:05:57.256	2:01.677	100.7						
<b>(97) Richard Ferguson</b>																			
1	14:03:37.996	1:55.247	110.6		<b>(52) Allwyn Dalton</b>					3	14:07:59.682	2:02.426	103.6						
2	14:05:27.605	1:49.609	107.6		1	14:03:43.345	1:59.145	<b>111.7</b>		4	14:10:01.996	2:02.314	100.7						
3	14:07:16.210	1:48.605	<b>111.0</b>		2	14:05:39.210	1:55.865	111.2		5	14:12:02.289	<b>2:00.293</b>	<b>104.6</b>						
4	14:09:02.697	<b>1:46.487</b>	110.8		3	14:07:34.959	<b>1:55.749</b>	111.4		6	14:14:06.037	2:03.748	95.2						
5	14:10:51.053	1:48.356	110.1		4	14:09:31.257	1:56.298	106.9		<b>(38) Antony Healey</b>									
6	14:12:37.895	1:46.842	110.3		5	14:11:30.166	1:58.909	110.8		1	14:03:49.799	2:05.373	96.7						
<b>(98) Andrew Smith</b>																			
1	14:03:38.931	1:55.825	107.4		6	14:13:31.991	2:01.825	105.6		2	14:05:54.407	2:04.608	98.7						
2	14:05:27.860	1:48.929	106.8		<b>(62) Martin Atkinson</b>					3	14:07:59.661	2:04.254	<b>104.6</b>						
3	14:07:15.256	1:47.396	107.4		1	14:03:46.811	2:01.656	119.9		4	14:10:00.119	<b>2:01.458</b>	103.3						
4	14:09:01.936	<b>1:46.680</b>	107.8		2	14:05:44.278	1:57.467	119.7		5	14:12:01.640	2:01.521	101.9						
5	14:10:51.016	1:49.080	106.2		3	14:07:42.985	1:58.707	<b>120.8</b>		6	14:14:08.100	2:06.460	88.2						
6	14:12:37.939	1:46.923	<b>108.1</b>		4	14:09:40.040	<b>1:57.055</b>	120.3		<b>(60) Helen Ingham</b>									
<b>(73) Arran Hopper</b>																			
1	14:03:38.763	1:55.180	<b>107.6</b>		5	14:11:37.286	1:57.246	120.3		1	14:03:53.728	2:08.375	<b>119.5</b>						
2	14:05:29.250	<b>1:50.487</b>	106.2		6	14:13:37.560	2:00.274	99.9		2	14:05:58.006	2:04.278	117.6						
3	14:07:21.208	1:51.958	106.2		<b>(162) Gary Pickles</b>					3	14:08:01.788	2:03.782	119.5						
4	14:09:12.190	1:50.982	107.6		1	14:03:54.187	2:09.124	108.0		4	14:10:05.209	<b>2:03.421</b>	116.6						
5	14:11:04.903	1:52.713	106.4		2	14:05:56.940	2:02.753	105.9		5	14:12:10.410	2:05.201	116.6						
6	14:12:55.683	1:50.780	107.6		3	14:07:58.034	2:01.094	108.1		<b>(14) Jeffrey Bennett</b>									
<b>(156) Mark Watson</b>																			
1	14:03:42.219	1:57.511	<b>125.3</b>		4	14:09:59.218	2:01.184	109.4		1	14:03:57.383	2:12.043	<b>101.4</b>						
2	14:05:35.511	1:53.292	123.7		5	14:11:59.041	1:59.823	<b>110.8</b>		2	14:06:04.171	2:06.788	100.2						
3	14:07:27.211	1:51.700	121.0		6	14:13:54.467	<b>1:55.426</b>	109.5		3	14:08:11.097	2:06.926	100.2						
<b>(39) Christopher Smith</b>																			
1	14:03:50.147	2:05.666	<b>106.9</b>		<b>(39) Christopher Smith</b>					4	14:10:15.973	2:04.876	100.1						
2	14:05:54.273	2:04.126	99.5		1	14:03:50.147	2:05.666	<b>106.9</b>		5	14:12:20.647	<b>2:04.674</b>	99.8						
3	14:07:57.421	2:03.148	104.8		2	14:05:54.273	2:04.126	99.5		<b>(46) Stephen Yoxall</b>									
4	14:09:57.557	2:00.136	102.0		3	14:07:57.421	2:03.148	104.8		1	14:04:13.186	2:24.986	83.7						
5	14:11:56.547	1:58.990	103.1		4	14:09:57.557	2:00.136	102.0		2	14:06:34.957	2:21.771	86.3						
6	14:13:54.562	<b>1:58.015</b>	102.2		5	14:11:56.547	1:58.990	103.1		3	14:08:56.293	2:21.336	83.7						
<b>(123) Martin Cooper</b>																			
1	14:03:50.147	2:05.666	<b>106.9</b>		<b>(7) Sarah Boyes</b>					4	14:11:16.507	2:20.214	<b>86.4</b>						
2	14:05:54.273	2:04.126	99.5		1	14:04:13.186	2:24.986	83.7		5	14:13:34.242	<b>2:17.735</b>	83.0						
3	14:07:57.421	2:03.148	104.8																

Chief Timekeeper:

Clerk of Course:

Weather / Track Condition: Cloudy / Dry

Results: [www.sportstimingservices.com](http://www.sportstimingservices.com)

**Auto 66 - Clubmans Challenge Road Races**

**Clubmans Formula 400-Libra + Lites**

**Cadwell Park 2.173 Miles**

**Race 10**

**22/03/2009 14:01**

**Race started at 14:01:39**

Lap	Time of Day	Lap Tm	SFSpd Spd
1	14:04:10.792	<b>2:26.521</b>	88.5
2	14:06:34.313	<b>2:23.521</b>	86.2
3	14:08:56.175	<b>2:21.862</b>	<b>91.2</b>
4	14:11:20.118	2:23.943	88.8
5	14:13:44.253	2:24.135	79.5

**(68) Adrian Powell**

1	14:04:15.623	2:28.309	<b>109.2</b>
2	14:06:39.811	<b>2:24.188</b>	102.7
3	14:09:06.325	2:26.514	94.7
4	14:11:34.984	2:28.659	98.2
5	14:14:05.538	2:30.554	95.1

**(101) Bradley Kitchen**

1	14:03:41.244	1:57.886	<b>108.1</b>
2	14:05:33.439	1:52.195	106.2
3	14:07:23.086	1:49.647	106.2
4	14:09:11.153	<b>1:48.067</b>	106.9

**Chief Timekeeper:**

**Clerk of Course:**

**Weather / Track Condition: Cloudy / Dry**

**Results: [www.sportstimingservices.com](http://www.sportstimingservices.com)**

**Auto 66 - Clubmans Challenge Road Races**
**Sorted on Laps**
**Clubmans Formula 400-Libra + Lites**
**Cadwell Park 2.173 Miles**
**Race 18**
**22/03/2009 16:34**
**Race started at 16:34:34**

Pos	No.	Name	Town	Make	Model	Laps	Total Tm	Diff	Avg. Speed	Best Tm
<b>EVENT 2</b>										
1	17	Mark Goodings	Doncaster	Kawasaki	ZXR 400	6	10:47.086		72.536	1:45.533
2	73	Arran Hopper	Scunthorpe	Kawasaki	ZXR 400	6	11:08.497	21.411	70.212	1:48.630
3	49	Bob Farrington	Rawcliffe	Kawasaki	ZXR 400	6	11:27.615	40.529	68.260	1:51.882
4	16	Alex Furniss	Pontefract	Yamaha	FZR-RRSP 400	6	11:27.801	40.715	68.242	1:51.925
5	162	Gary Pickles	Keighley	Yamaha	FZR400RR 400	6	11:54.847	1:07.761	65.660	1:55.546
6	48	Karl Hennigan	Normanton	Honda	RS 250	6	12:07.143	1:20.057	64.550	1:57.949
7	39	Christopher Smith	Saltburn	Honda	CBRNC23 400	6	12:07.358	1:20.272	64.531	1:56.913
8	38	Antony Healey	Ramsbottom	Honda	CBR 400	6	12:08.499	1:21.413	64.429	1:57.923
9	14	Jeffrey Bennett	Kirkby Overblow	Kawasaki	ZXR 400	5	10:31.779	1 Lap	61.911	2:03.893

<b>EVENT 4</b>										
1	156	Mark Watson	Harrogate	Honda	CBR 600	6	11:23.037		68.718	1:50.781
2	62	Martin Atkinson	Holme on S. Moor	Honda	CBR 600	6	11:49.427	26.390	66.162	1:54.826
3	111	Philip Creaser	Ruskin	Honda	Hornet 600	6	12:17.637	54.600	63.631	2:00.208
4	123	Martin Cooper	Diggle	Honda	CBR 600	5	10:25.814	1 Lap	62.501	2:02.424
5	60	Helen Ingham	Grimsby	Honda	CBR600 600	5	10:42.238	1 Lap	60.903	2:02.769
6	68	Adrian Powell	Nr Sheffield	Honda	CBR 600	5	12:46.187	1 Lap	51.050	2:30.323

<b>EVENT 6</b>										
1	86	<b>Paul Hedison</b>	<b>Gainsborough</b>	<b>Honda</b>	<b>RS 250</b>	6	10:20.114		75.691	1:41.091
2	67	Ian Popplewell	Cottingham	Kawasaki	ER6 650	6	10:22.248	2.134	75.431	1:41.897
3	98	Andrew Smith	Immingham	Honda	RS 125	6	10:55.671	35.557	71.586	1:47.255
4	58	Duane Bliss	Nr Goole	Suzuki	SV 650	6	10:55.902	35.788	71.561	1:47.724
5	101	Bradley Kitchen	Sheffield	Honda	RS125	6	11:10.328	50.214	70.021	1:48.494
6	64	Matthew Hunter	Stockton on Tees	Suzuki	SV 650	6	12:07.935	1:47.821	64.479	1:58.349

**Not classified (0)**

97	Richard Ferguson	Stockton	Honda	RS 125	5	9:07.321	DNF	71.464	1:47.422
7	Sarah Boyes	York	Honda	RS125	4	9:57.342	DNF	52.384	2:25.532

Margin of Victory	Avg. Speed	Best Lap Tm	Best Spd	Best Lap by
2.134	75.691	1:41.091	77.384	86 - Paul Hedison

**Chief Timekeeper:**
**Clerk of Course:**
**Weather / Track Condition: Cloudy / Dry**
**Results: [www.sportstimingservices.com](http://www.sportstimingservices.com)**

# Auto 66 - Clubmans Challenge Road Races

Lapchart

Clubmans Formula 400-Libra + Lites

Cadwell Park 2.173 Miles

Race 18

22/03/2009 16:34

Race started at 16:34:34

Competitors	Laps							
	0	1	2	3	4	5	6	
Paul Hedison (86)	1	86	86	67	86	86	67	86
Ian Popplewell (67)	2	67	67	86	67	67	86	67
Duane Bliss (58)	3	58	17	17	17	17	17	17
Andrew Smith (98)	4	98	58	58	58	97	98	
Richard Ferguson (97)	5	97	97	97	97	58	58	
Mark Goodings (17)	6	17	98	98	98	98	73	
Arran Hopper (73)	7	73	73	73	101	101	73	101
Bob Farrington (49)	8	49	49	101	73	73	101	156
Sarah Boyes (7)	9	7	101	156	156	156	49	
Matthew Hunter (64)	10	64	16	16	16	49	49	16
Alex Furniss (16)	11	16	156	49	49	16	16	62
Bradley Kitchen (101)	12	101	48	48	62	62	62	162
Gary Pickles (162)	13	162	38	62	162	162	48	
Antony Healey (38)	14	38	39	162	48	48	48	39
Karl Hennigan (48)	15	48	64	64	39	64	64	64
Christopher Smith (39)	16	39	62	39	64	39	39	38
Martin Atkinson (62)	17	62	162	38	38	38	38	111
Mark Watson (156)	18	156	111	111	111	111	111	
Philip Creaser (111)	19	111	123	123	123	123	123	
Jeffrey Bennett (14)	20	14	14	14	14	14	14	
Martin Cooper (123)	21	123	60	60	60	60	60	
Helen Ingham (60)	22	60	7	7	7	7	68	
Adrian Powell (68)	23	68	68	68	68	68		

Chief Timekeeper:

Clerk of Course:

Weather / Track Condition: Cloudy / Dry

Results: [www.sportstimingservices.com](http://www.sportstimingservices.com)

Printed: 22/03/2009 16:49:16

# Auto 66 - Clubmans Challenge Road Races

## Clubmans Formula 400-Libra + Lites

Cadwell Park 2.173 Miles

### Race 18

22/03/2009 16:34

Race started at 16:34:34

Lap	Time of Day	Lap Tm	SFSpd	Spd	Lap	Time of Day	Lap Tm	SFSpd	Spd	Lap	Time of Day	Lap Tm	SFSpd	Spd
<b>(86) Paul Hedison</b>					<b>(49) Bob Farrington</b>					<b>(111) Philip Creaser</b>				
1	16:36:22.495	1:46.308	125.3		4	16:42:10.373	1:51.898	128.9		1	16:36:43.715	2:04.432	106.1	
2	16:38:06.840	1:44.345	126.9		5	16:44:03.265	1:52.892	127.4		2	16:38:46.560	2:02.845	109.5	
3	16:39:49.093	1:42.253	127.2		6	16:45:57.792	1:54.527	125.1		3	16:40:46.037	1:59.477	107.3	
4	16:41:31.307	1:42.214	126.5		<b>(16) Alex Furniss</b>					4	16:42:45.779	1:59.742	107.1	
5	16:43:13.778	1:42.471	123.0		1	16:36:35.208	1:56.787	109.2		5	16:44:45.331	1:59.552	108.7	
6	16:44:54.869	1:41.091	128.9		2	16:38:30.024	1:54.816	111.5		6	16:46:43.254	1:57.923	98.3	
<b>(67) Ian Popplewell</b>					<b>(62) Martin Atkinson</b>					<b>(123) Martin Cooper</b>				
1	16:36:22.917	1:46.720	117.4		1	16:36:44.404	2:04.696	115.2		1	16:36:48.129	2:08.066	118.4	
2	16:38:05.950	1:43.033	115.2		2	16:38:42.453	1:58.049	125.1		2	16:38:51.441	2:03.312	115.8	
3	16:39:49.571	1:43.621	118.4		3	16:40:23.959	1:54.206	109.2		3	16:40:47.788	2:00.208	112.3	
4	16:41:31.813	1:42.242	117.4		4	16:42:17.638	1:53.679	108.3		4	16:42:49.427	2:01.639	109.0	
5	16:43:13.710	1:41.897	116.2		5	16:44:09.563	1:51.925	110.6		5	16:44:50.415	2:00.988	111.4	
6	16:44:57.003	1:43.293	114.8		6	16:46:02.370	1:52.883	109.9		6	16:46:52.392	2:01.977	113.6	
<b>(17) Mark Goodings</b>					<b>(162) Gary Pickles</b>					<b>(14) Jeffrey Bennett</b>				
1	16:36:28.476	1:50.236	117.4		1	16:36:44.603	2:05.323	112.7		1	16:36:49.915	2:09.859	103.1	
2	16:38:14.581	1:46.105	118.4		2	16:38:43.676	1:59.073	111.7		2	16:38:54.832	2:04.917	102.2	
3	16:40:00.114	1:45.533	119.1		3	16:40:38.663	1:56.210	125.3		3	16:40:58.725	2:03.893	101.7	
4	16:41:47.489	1:47.375	118.4		4	16:42:33.489	1:54.826	120.1		4	16:42:58.145	2:03.512	117.8	
5	16:43:34.005	1:46.516	116.2		5	16:44:09.563	1:51.925	110.6		5	16:45:00.569	2:02.424	119.7	
6	16:45:21.841	1:47.836	109.9		6	16:46:02.556	1:52.993	108.3		<b>(60) Helen Ingham</b>				
<b>(98) Andrew Smith</b>					<b>(48) Karl Hennigan</b>					<b>(68) Adrian Powell</b>				
1	16:36:29.410	1:52.013	111.0		1	16:36:41.503	2:02.138	106.4		1	16:37:13.260	2:30.841	101.7	
2	16:38:17.367	1:47.957	111.2		2	16:38:42.127	2:00.624	106.1		2	16:39:44.701	2:31.441	103.6	
3	16:40:05.655	1:48.288	111.4		3	16:40:43.010	2:00.883	105.1		3	16:42:17.701	2:33.000	93.1	
4	16:41:54.930	1:49.275	112.5		4	16:42:44.067	2:01.057	106.2		4	16:44:50.619	2:32.918	104.6	
5	16:43:43.171	1:48.241	112.3		5	16:44:43.949	1:59.882	107.1		5	16:47:20.942	2:30.323	95.1	
6	16:45:30.426	1:47.255	103.8		6	16:46:29.602	1:57.778	102.8		<b>(97) Richard Ferguson</b>				
<b>(58) Duane Bliss</b>					<b>(39) Christopher Smith</b>					<b>(7) Sarah Boyes</b>				
1	16:36:28.485	1:52.091	113.2		1	16:36:44.077	2:04.450	109.0		1	16:37:04.706	2:26.238	88.6	
2	16:38:16.740	1:48.255	114.8		2	16:38:46.372	2:02.295	108.5		2	16:39:30.344	2:25.638	87.5	
3	16:40:05.012	1:48.272	115.2		3	16:40:44.259	1:57.887	107.3		3	16:41:55.876	2:25.532	88.5	
4	16:41:54.452	1:49.440	113.6		4	16:42:44.577	2:00.318	105.9		4	16:44:32.097	2:36.221	67.8	
5	16:43:42.933	1:48.481	114.8		5	16:44:45.200	2:00.623	107.4		<b>(101) Bradley Kitchen</b>				
6	16:45:30.657	1:47.724	115.0		6	16:46:24.182	1:55.428	119.3		1	16:36:35.301	1:56.066	110.1	
<b>(73) Arran Hopper</b>					<b>(64) Matthew Hunter</b>					<b>(156) Mark Watson</b>				
1	16:36:31.945	1:53.543	108.7		1	16:36:44.397	2:05.919	106.6		1	16:36:36.336	1:56.509	127.9	
2	16:38:23.371	1:51.426	109.0		2	16:38:46.023	2:01.626	105.1		2	16:38:27.117	1:50.781	128.2	
3	16:40:14.397	1:51.026	109.7		3	16:40:44.707	1:58.684	104.4		3	16:40:18.475	1:51.358	127.7	
4	16:42:05.371	1:50.974	108.3		4	16:42:44.417	1:59.710	104.1		<b>(38) Antony Healey</b>				
5	16:43:54.622	1:49.251	108.3		5	16:44:44.341	1:59.924	102.7						
6	16:45:43.252	1:48.630	109.4		6	16:46:42.113	1:56.913	104.8						

Chief Timekeeper:

Clerk of Course:

Weather / Track Condition: Cloudy / Dry

Results: [www.sportstimingservices.com](http://www.sportstimingservices.com)

**Auto 66 - Clubmans Challenge Road Races**
**Sorted on Laps**
**Clubmans Formula 125**
**Cadwell Park 2.173 Miles**
**Race 4**
**22/03/2009 11:41**
**Race started at 11:41:09**

Pos	No.	Name	Town	Make	Model	Laps	Total Tm	Diff	Avg. Speed	Best Tm
<b>EVENT 1</b>										
1	59	Lee Jackson	Lincoln	Aprilia	RS 125	4	7:34.764		68.808	1:51.479
2	94	Jamie Thackeray	York	Aprillia	RS 125	4	7:50.799	16.035	66.464	1:55.644
3	45	Daniel Murphy	Rochdale	Aprilia	RS 125	4	7:58.737	23.973	65.362	1:55.539
4	93	Sam Pickering	Worksop	Aprillia	RS 125	4	8:07.377	32.613	64.203	1:58.572
5	3	Norman Tate	Pontefract	Aprila	RS 125	4	8:09.722	34.958	63.896	1:59.317
6	95	Luke Thackeray	York	Aprillia	RS 125	4	8:11.776	37.012	63.629	1:59.598
7	88	David Carson	Northwich	Aprilia	RS 125	4	8:26.771	52.007	61.746	2:04.195
8	153	Joe Ravenscroft	Huddersfield	Aprilla	RS125	4	8:41.728	1:06.964	59.976	2:04.786
9	75	Tommy Mountain	Lincoln	Aprilia	RS 125	4	8:42.630	1:07.866	59.873	2:05.970
10	36	Thomas Chell	Horbury	Aprilia	RS 125	4	9:34.833	2:00.069	54.435	2:20.308
11	46	Stephen Yoxall	Castleford	Aprilia	RS 125	4	9:42.392	2:07.628	53.729	2:21.165
12	70	Robbie Lee	Doncaster	Aprilia	RS 1	3	9:07.370	1 Lap	42.875	3:00.087
13	96	Ebony Hatton	Lancs	Jawa	GP70	3	9:25.802	1 Lap	41.478	2:53.538
<b>Not classified ()</b>										
	18	Thomas Ward	South Cave	Aprillia	RS125	3	7:19.680	DNF	53.376	2:24.196

Margin of Victory	Avg. Speed	Best Lap Tm	Best Spd	Best Lap by
16.035	68.808	1:51.479	70.173	59 - Lee Jackson

**Chief Timekeeper:**
**Clerk of Course:**
**Weather / Track Condition: Bright / Dry**
**Results: [www.sportstimingservices.com](http://www.sportstimingservices.com)**
**Printed: 22/03/2009 11:54:41**

# Auto 66 - Clubmans Challenge Road Races

Lapchart

Clubmans Formula 125

Cadwell Park 2.173 Miles

Race 4

22/03/2009 11:41

Race started at 11:41:09

Competitors	Laps				
	0	1	2	3	4
Lee Jackson (59)	1	59	59	59	59
Jamie Thackeray (94)	2	94	94	94	94
Norman Tate (3)	3	3	45	45	45
Daniel Murphy (45)	4	45	93	93	93
Sam Pickering (93)	5	93	95	3	3
David Carson (88)	6	88	45	95	95
Luke Thackeray (95)	7	95	88	88	88
Thomas Ward (18)	8	18	75	75	153
Thomas Chell (36)	9	36	153	153	75
Joe Ravenscroft (153)	10	153	18	36	36
Tommy Mountain (75)	11	75	36	18	18
Stephen Yoxall (46)	12	46	46	46	46
Robbie Lee (70)	13	70	70	70	70
Ebony Hatton (96)	14	96	96	96	96

Chief Timekeeper:

Clerk of Course:

Weather / Track Condition: Bright / Dry

Results: [www.sportstimingservices.com](http://www.sportstimingservices.com)

Printed: 22/03/2009 11:56:01

# Auto 66 - Clubmans Challenge Road Races

Clubmans Formula 125

Cadwell Park 2.173 Miles

Race 4

22/03/2009 11:41

Race started at 11:41:09

Lap	Time of Day	Lap Tm	SFSpd	Spd
<b>(59) Lee Jackson</b>				
1	11:43:08.897	<b>1:58.415</b>	87.2	
2	11:45:00.759	<b>1:51.862</b>	91.6	
3	11:46:53.049	<b>1:52.290</b>	91.5	
4	11:48:44.528	<b>1:51.479</b>	<b>92.4</b>	
<b>(94) Jamie Thackeray</b>				
1	11:43:11.390	2:00.437	89.5	
2	11:45:07.034	<b>1:55.644</b>	<b>89.6</b>	
3	11:47:04.854	1:57.820	88.5	
4	11:49:00.563	1:55.709	89.5	
<b>(45) Daniel Murphy</b>				
1	11:43:19.005	2:07.388	<b>92.2</b>	
2	11:45:16.926	1:57.921	91.0	
3	11:47:12.962	1:56.036	89.8	
4	11:49:08.501	<b>1:55.539</b>	91.0	
<b>(93) Sam Pickering</b>				
1	11:43:17.999	2:05.808	87.8	
2	11:45:19.676	2:01.677	88.1	
3	11:47:18.248	<b>1:58.572</b>	87.8	
4	11:49:17.141	1:58.893	<b>88.5</b>	
<b>(3) Norman Tate</b>				
1	11:43:17.560	2:06.415	85.5	
2	11:45:19.994	2:02.434	<b>88.8</b>	
3	11:47:19.311	<b>1:59.317</b>	85.5	
4	11:49:19.486	2:00.175	83.7	
<b>(95) Luke Thackeray</b>				
1	11:43:18.566	2:05.915	89.9	
2	11:45:21.564	2:02.998	<b>90.7</b>	
3	11:47:21.162	<b>1:59.598</b>	87.3	
4	11:49:21.540	2:00.378	87.9	
<b>(88) David Carson</b>				
1	11:43:23.091	2:10.633	<b>86.0</b>	
2	11:45:28.039	2:04.948	84.5	
3	11:47:32.234	<b>2:04.195</b>	84.1	
4	11:49:36.535	2:04.301	85.2	
<b>(153) Joe Ravenscroft</b>				
1	11:43:30.551	2:15.473	87.0	
2	11:45:37.712	2:07.161	88.0	
3	11:47:46.706	2:08.994	<b>89.3</b>	
4	11:49:51.492	<b>2:04.786</b>	86.7	
<b>(75) Tommy Mountain</b>				
1	11:43:28.239	2:12.826	88.1	
2	11:45:36.940	2:08.701	<b>88.9</b>	
3	11:47:46.424	2:09.484	86.0	
4	11:49:52.394	<b>2:05.970</b>	87.5	
<b>(36) Thomas Chell</b>				
1	11:43:39.785	2:25.786	83.3	
2	11:46:01.059	2:21.274	<b>83.7</b>	
3	11:48:24.289	2:23.230	82.9	
4	11:50:44.597	<b>2:20.308</b>	82.1	

Lap	Time of Day	Lap Tm	SFSpd	Spd
<b>(46) Stephen Yoxall</b>				
1	11:43:43.887	<b>2:28.043</b>	82.7	
2	11:46:07.822	<b>2:23.935</b>	83.2	
3	11:48:30.991	<b>2:23.169</b>	<b>83.5</b>	
4	11:50:52.156	<b>2:21.165</b>	82.2	
<b>(70) Robbie Lee</b>				
1	11:44:16.589	3:00.143	77.7	
2	11:47:17.047	3:00.458	78.7	
3	11:50:17.134	<b>3:00.087</b>	<b>79.2</b>	
<b>(96) Ebony Hatton</b>				
1	11:44:21.520	<b>2:53.538</b>	58.8	
2	11:47:37.440	3:15.920	56.3	
3	11:50:35.566	2:58.126	<b>63.0</b>	
<b>(18) Thomas Ward</b>				
1	11:43:38.748	2:24.800	<b>75.2</b>	
2	11:46:02.944	<b>2:24.196</b>	72.7	
3	11:48:29.444	2:26.500	68.6	

Chief Timekeeper:

Clerk of Course:

Weather / Track Condition: Bright / Dry

Results: [www.sportstimingservices.com](http://www.sportstimingservices.com)

**Auto 66 - Clubmans Challenge Road Races**

**Sorted on Laps**

**Clubmans Formula 125**

**Cadwell Park 2.173 Miles**

**Race 11**

**22/03/2009 14:20**

**Race started at 14:20:15**

Pos	No.	Name	Town	Make	Model	Laps	Total Tm	Diff	Avg. Speed	Best Tm
<b>EVENT 1</b>										
1	59	Lee Jackson	Lincoln	Aprilia	RS 125	6	11:24.820		68.539	1:50.354
2	45	Daniel Murphy	Rochdale	Aprilia	RS 125	6	11:26.215	1.395	68.400	1:51.926
3	94	Jamie Thackeray	York	Aprillia	RS 125	6	11:32.413	7.593	67.787	1:53.385
4	93	Sam Pickering	Worksop	Aprillia	RS 125	6	11:55.235	30.415	65.624	1:55.974
5	3	Norman Tate	Pontefract	Aprila	RS 125	6	11:59.424	34.604	65.242	1:57.148
6	95	Luke Thackeray	York	Aprillia	RS 125	6	12:02.785	37.965	64.939	1:57.700
7	88	David Carson	Northwich	Aprilia	RS 125	6	12:18.396	53.576	63.566	2:00.586
8	75	Tommy Mountain	Lincoln	Aprilia	RS 125	6	12:22.949	58.129	63.176	2:02.754
9	153	Joe Ravenscroft	Huddersfield	Aprilla	RS125	6	12:28.671	1:03.851	62.693	2:02.131
10	36	Thomas Chell	Horbury	Aprilia	RS 125	5	11:30.507	1 Lap	56.645	2:14.922
11	18	Thomas Ward	South Cave	Aprillia	RS125	5	11:56.273	1 Lap	54.608	2:20.273
12	70	Robbie Lee	Doncaster	Aprilia	RS 1	4	11:52.153	2 Laps	43.939	2:55.392
<b>Not classified (0)</b>										
	96	Ebony Hatton	Lancs	Jawa	GP70	1	3:01.557	DNF	43.087	2:55.496
	27	Nicholas Chiodo	Huddersfield	Aprillia	RS 125		4.825	DNF	-	

Margin of Victory	Avg. Speed	Best Lap Tm	Best Spd	Best Lap by
1.395	68.539	1:50.354	70.888	59 - Lee Jackson

**Chief Timekeeper:**

**Clerk of Course:**

**Weather / Track Condition: Cloudy / Dry**

**Results: [www.sportstimingservices.com](http://www.sportstimingservices.com)**

# Auto 66 - Clubmans Challenge Road Races

Lapchart

Clubmans Formula 125

Cadwell Park 2.173 Miles

Race 11

22/03/2009 14:20

Race started at 14:20:15

Competitors	Laps							
	0	1	2	3	4	5	6	
Lee Jackson (59)	1	59	59	59	45	45	59	59
Daniel Murphy (45)	2	45	45	45	59	59	45	45
Jamie Thackeray (94)	3	94	94	94	94	94	94	94
Norman Tate (3)	4	3	3	3	3	93	93	93
Sam Pickering (93)	5	93	75	93	93	3	3	3
Tommy Mountain (75)	6	75	93	75	95	95	95	95
Luke Thackeray (95)	7	95	95	95	75	88	88	88
David Carson (88)	8	88	88	88	88	75	75	75
Joe Ravenscroft (153)	9	153	153	153	153	153	153	153
Thomas Chell (36)	10	36	36	36	36	36	36	
Nicholas Chiodo (27)	11	27	18	18	18	18	18	
Thomas Ward (18)	12	18	96	70	70	70		
Ebony Hatton (96)	13	96	70					
Robbie Lee (70)	14	70						

Chief Timekeeper:

Clerk of Course:

Weather / Track Condition: Cloudy / Dry

Results: [www.sportstimingservices.com](http://www.sportstimingservices.com)

Printed: 22/03/2009 14:36:43

# Auto 66 - Clubmans Challenge Road Races

Clubmans Formula 125

Cadwell Park 2.173 Miles

Race 11

22/03/2009 14:20

Race started at 14:20:15

Lap	Time of Day	Lap Tm	SFSpd	Spd
<b>(59) Lee Jackson</b>				
1	14:22:13.876	1:56.110	92.5	
2	14:24:05.323	1:51.447	92.7	
3	14:26:06.098	2:00.775	94.0	
4	14:27:56.452	1:50.354	95.0	
5	14:29:47.332	1:50.880	93.0	
6	14:31:40.780	1:53.448	92.2	

<b>(45) Daniel Murphy</b>				
1	14:22:16.030	1:57.807	92.9	
2	14:24:08.685	1:52.655	90.5	
3	14:26:02.927	1:54.242	92.9	
4	14:27:55.873	1:52.946	92.0	
5	14:29:47.799	1:51.926	94.2	
6	14:31:42.175	1:54.376	93.5	

<b>(94) Jamie Thackeray</b>				
1	14:22:17.048	1:58.703	92.2	
2	14:24:11.032	1:53.984	91.3	
3	14:26:06.905	1:55.873	93.0	
4	14:28:00.290	1:53.385	92.5	
5	14:29:53.858	1:53.568	91.7	
6	14:31:48.373	1:54.515	91.2	

<b>(93) Sam Pickering</b>				
1	14:22:24.248	2:05.290	90.1	
2	14:24:24.137	1:59.889	90.1	
3	14:26:21.251	1:57.114	92.5	
4	14:28:18.508	1:57.257	91.2	
5	14:30:15.221	1:56.713	90.9	
6	14:32:11.195	1:55.974	90.0	

<b>(3) Norman Tate</b>				
1	14:22:21.334	2:02.693	89.2	
2	14:24:18.482	1:57.148	86.7	
3	14:26:18.021	1:59.539	89.9	
4	14:28:18.752	2:00.731	88.5	
5	14:30:17.145	1:58.393	87.9	
6	14:32:15.384	1:58.239	84.8	

<b>(95) Luke Thackeray</b>				
1	14:22:24.402	2:04.938	92.0	
2	14:24:26.833	2:02.431	90.1	
3	14:26:24.648	1:57.815	93.0	
4	14:28:22.857	1:58.209	92.1	
5	14:30:20.557	1:57.700	90.9	
6	14:32:18.745	1:58.188	91.1	

<b>(88) David Carson</b>				
1	14:22:26.341	2:06.731	88.3	
2	14:24:29.887	2:03.546	87.4	
3	14:26:31.075	2:01.188	88.0	
4	14:28:31.928	2:00.853	87.9	
5	14:30:32.514	2:00.586	88.2	
6	14:32:34.356	2:01.842	87.1	

<b>(75) Tommy Mountain</b>				
1	14:22:23.425	2:04.185	90.0	
2	14:24:26.711	2:03.286	89.9	
3	14:26:29.746	2:03.035	90.6	

Lap	Time of Day	Lap Tm	SFSpd	Spd
4	14:28:32.670	2:02.924	90.5	
5	14:30:35.424	2:02.754	90.1	
6	14:32:38.909	2:03.485	88.9	

<b>(153) Joe Ravenscroft</b>				
1	14:22:29.392	2:09.394	88.7	
2	14:24:33.437	2:04.045	88.5	
3	14:26:36.271	2:02.834	89.8	
4	14:28:39.953	2:03.682	89.2	
5	14:30:42.500	2:02.547	88.7	
6	14:32:44.631	2:02.131	88.0	

<b>(36) Thomas Chell</b>				
1	14:22:38.093	2:17.651	83.7	
2	14:24:55.610	2:17.517	83.4	
3	14:27:13.121	2:17.511	83.9	
4	14:29:28.043	2:14.922	82.3	
5	14:31:46.467	2:18.424	82.9	

<b>(18) Thomas Ward</b>				
1	14:22:45.498	2:23.851	69.7	
2	14:25:08.346	2:22.848	71.0	
3	14:27:29.221	2:20.875	80.2	
4	14:29:49.494	2:20.273	78.5	
5	14:32:12.233	2:22.739	66.9	

<b>(70) Robbie Lee</b>				
1	14:23:19.902	2:57.788	81.3	
2	14:26:16.455	2:56.553	72.8	
3	14:29:11.847	2:55.392	80.3	
4	14:32:08.113	2:56.266	77.1	

<b>(96) Ebony Hatton</b>				
1	14:23:17.517	2:55.496	51.5	

Chief Timekeeper:

Clerk of Course:

Weather / Track Condition: Cloudy / Dry

Results: [www.sportstimingservices.com](http://www.sportstimingservices.com)

**Auto 66 - Clubmans Challenge Road Races**
**Sorted on Laps**
**Clubmans Formula 125**
**Cadwell Park 2.173 Miles**
**Race 19**
**22/03/2009 16:55**
**Race started at 16:55:51**

Pos	No.	Name	Town	Make	Model	Laps	Total Tm	Diff	Avg. Speed	Best Tm
<b>EVENT 1</b>										
1	59	Lee Jackson	Lincoln	Aprilia	RS 125	6	11:15.988		69.434	1:51.240
2	94	Jamie Thackeray	York	Aprillia	RS 125	6	11:39.653	23.665	67.086	1:54.645
3	95	Luke Thackeray	York	Aprillia	RS 125	6	11:51.102	35.114	66.006	1:55.512
4	75	Tommy Mountain	Lincoln	Aprilia	RS 125	6	12:22.870	1:06.882	63.183	2:01.377
5	88	David Carson	Northwich	Aprilia	RS 125	6	12:23.011	1:07.023	63.171	2:00.227
6	27	Nicholas Chiodo	Huddersfield	Aprillia	RS 125	6	12:34.728	1:18.740	62.190	2:00.205
7	36	Thomas Chell	Horbury	Aprilia	RS 125	5	11:29.416	1 Lap	56.735	2:12.989
8	46	Stephen Yoxall	Castleford	Aprilia	RS 125	5	11:59.312	1 Lap	54.377	2:21.459
9	70	Robbie Lee	Doncaster	Aprilia	RS 125	5	13:59.814	1 Lap	46.575	2:43.348
10	96	Ebony Hatton	Lancs	Jawa	GP70	4	11:48.747	2 Laps	44.150	2:50.134
<b>Not classified ()</b>										
	93	Sam Pickering	Worksop	Aprillia	RS 125	3	6:21.105	DNF	61.580	2:01.868
	3	Norman Tate	Pontefract	Aprila	RS 125	1	2:08.726	DNF	60.771	2:05.369
	153	Joe Ravenscroft	Huddersfield	Aprilla	RS 125	1	2:13.443	DNF	58.623	2:09.292
	18	Thomas Ward	South Cave	Aprillia	RS125	1	2:33.042	DNF	51.115	2:27.428
	45	Daniel Murphy	Rochdale	Aprilia	RS 125		2.837	DNF	-	-

Margin of Victory	Avg. Speed	Best Lap Tm	Best Spd	Best Lap by
23.665	69.434	1:51.240	70.324	59 - Lee Jackson

**Chief Timekeeper:**
**Clerk of Course:**
**Weather / Track Condition: Cloudy / Dry**
**Results: [www.sportstimingservices.com](http://www.sportstimingservices.com)**

# Auto 66 - Clubmans Challenge Road Races

Lapchart

Clubmans Formula 125

Cadwell Park 2.173 Miles

Race 19

22/03/2009 16:55

Race started at 16:55:51

Competitors	Laps						
	0	1	2	3	4	5	6
Lee Jackson (59)	1	59	59	59	59	59	59
Daniel Murphy (45)	2	45	94	94	94	94	94
Jamie Thackeray (94)	3	94	95	95	95	95	95
Norman Tate (3)	4	3	75	75	75	75	75
Luke Thackeray (95)	5	95	3	27	27	27	88
Tommy Mountain (75)	6	75	27	88	88	88	27
Sam Pickering (93)	7	93	88	93	93	36	36
Joe Ravenscroft (153)	8	153	153	36	36	46	46
David Carson (88)	9	88	93	46	46	70	70
Nicholas Chiodo (27)	10	27	36	70	70	96	
Thomas Ward (18)	11	18	46	96	96		
Thomas Chell (36)	12	36	18				
Robbie Lee (70)	13	70	70				
Stephen Yoxall (46)	14	46	96				
Ebony Hatton (96)	15	96					

Chief Timekeeper:

Clerk of Course:

Weather / Track Condition: Cloudy / Dry

Results: [www.sportstimingservices.com](http://www.sportstimingservices.com)

Printed: 22/03/2009 17:11:20

# Auto 66 - Clubmans Challenge Road Races

Clubmans Formula 125

Cadwell Park 2.173 Miles

Race 19

22/03/2009 16:55

Race started at 16:55:51

Lap	Time of Day	Lap Tm	SFSpd	Spd
<b>(59) Lee Jackson</b>				
1	16:57:49.757	<b>1:55.480</b>	95.1	
2	16:59:41.561	<b>1:51.804</b>	<b>95.8</b>	
3	17:01:32.801	<b>1:51.240</b>	95.0	
4	17:03:24.316	1:51.515	95.6	
5	17:05:16.035	1:51.719	95.8	
6	17:07:07.876	1:51.841	94.6	
<b>(94) Jamie Thackeray</b>				
1	16:57:55.328	2:00.414	93.5	
2	16:59:50.896	1:55.568	93.8	
3	17:01:46.193	1:55.297	93.3	
4	17:03:41.515	1:55.322	93.0	
5	17:05:36.160	<b>1:54.645</b>	93.9	
6	17:07:31.541	1:55.381	<b>95.0</b>	
<b>(95) Luke Thackeray</b>				
1	16:57:56.977	2:01.402	94.8	
2	16:59:52.489	<b>1:55.512</b>	<b>95.8</b>	
3	17:01:49.546	1:57.057	94.6	
4	17:03:47.000	1:57.454	94.7	
5	17:05:45.181	1:58.181	94.8	
6	17:07:42.990	1:57.809	92.9	
<b>(75) Tommy Mountain</b>				
1	16:58:00.292	2:04.506	92.7	
2	17:00:01.669	<b>2:01.377</b>	<b>93.1</b>	
3	17:02:03.324	2:01.655	92.2	
4	17:04:07.787	2:04.463	92.6	
5	17:06:11.279	2:03.492	92.4	
6	17:08:14.758	2:03.479	90.6	
<b>(88) David Carson</b>				
1	16:58:04.917	2:08.688	87.8	
2	17:00:08.567	2:03.650	89.3	
3	17:02:11.427	2:02.860	<b>92.5</b>	
4	17:04:13.980	2:02.553	91.8	
5	17:06:14.672	2:00.692	91.1	
6	17:08:14.899	<b>2:00.227</b>	85.0	
<b>(27) Nicholas Chiodo</b>				
1	16:58:02.557	2:05.928	91.0	
2	17:00:06.747	2:04.190	86.6	
3	17:02:11.207	2:04.460	91.8	
4	17:04:13.887	2:02.680	91.2	
5	17:06:14.092	<b>2:00.205</b>	<b>92.2</b>	
6	17:08:26.616	2:12.524	88.1	
<b>(36) Thomas Chell</b>				
1	16:58:20.596	2:23.007	85.2	
2	17:00:39.206	2:18.610	85.9	
3	17:02:52.461	2:13.255	<b>86.3</b>	
4	17:05:05.450	<b>2:12.989</b>	85.3	
5	17:07:21.304	2:15.854	86.3	
<b>(46) Stephen Yoxall</b>				
1	16:58:21.882	2:23.244	<b>87.5</b>	
2	17:00:43.687	2:21.805	85.4	
3	17:03:07.784	2:24.097	85.2	
4	17:05:29.741	2:21.957	86.7	

Lap	Time of Day	Lap Tm	SFSpd	Spd
5	17:07:51.200	<b>2:21.459</b>	86.1	
<b>(70) Robbie Lee</b>				
1	16:58:48.715	2:50.516	81.7	
2	17:01:36.802	2:48.087	82.0	
3	17:04:24.037	2:47.235	81.8	
4	17:07:07.385	<b>2:43.348</b>	<b>83.7</b>	
5	17:09:51.702	2:44.317	82.4	
<b>(96) Ebony Hatton</b>				
1	16:59:07.299	2:59.357	64.2	
2	17:01:58.355	2:51.056	<b>65.2</b>	
3	17:04:50.501	2:52.146	62.0	
4	17:07:40.635	<b>2:50.134</b>	63.5	
<b>(93) Sam Pickering</b>				
1	16:58:06.814	2:11.018	84.8	
2	17:00:11.125	2:04.311	<b>87.1</b>	
3	17:02:12.993	<b>2:01.868</b>	80.0	
<b>(3) Norman Tate</b>				
1	16:58:00.614	<b>2:05.369</b>	<b>92.2</b>	
<b>(153) Joe Ravenscroft</b>				
1	16:58:05.331	<b>2:09.292</b>	<b>91.5</b>	
<b>(18) Thomas Ward</b>				
1	16:58:24.930	<b>2:27.428</b>	<b>78.6</b>	

Chief Timekeeper:

Clerk of Course:

Weather / Track Condition: Cloudy / Dry

Results: [www.sportstimingservices.com](http://www.sportstimingservices.com)

**Auto 66 - Clubmans Challenge Road Races**
**Sorted on Laps**
**Clubmans Formula 600**
**Cadwell Park 2.173 Miles**
**Race 5**
**22/03/2009 11:58**
**Race started at 11:58:46**

Pos	No.	Name	Town	Make	Model	Laps	Total Tm	Diff	Avg. Speed	Best Tm
<b>EVENT 3</b>										
1	21	Richard Gibson	South Cave	Yamaha	R6 600	4	6:44.066		77.441	1:38.365
2	80	<b>Jules Croft</b>	<b>Lincoln</b>	<b>Yamaha</b>	<b>R6 600</b>	4	6:44.471	0.405	77.363	1:38.164
3	120	Nathan Pallett	Cubley	Yamaha	R6 600	4	6:46.078	2.012	77.057	1:39.578
4	17	Mark Goodings	Doncaster	Yamaha	Y2FR6 600	4	6:47.539	3.473	76.781	1:39.655
5	10	Mick Goodings	Doncaster	Yamaha	R6 600	4	6:47.762	3.696	76.739	1:39.714
6	24	Sonnie Ferguson	Barwick	Yamaha	R6 600	4	6:50.427	6.361	76.241	1:40.257
7	50	George Stainthorp	Saltburn	Yamaha	R6 600	4	6:55.512	11.446	75.308	1:41.698
8	41	Jack Marchant	Market Rasen	Yamaha	R6 600	4	6:55.685	11.619	75.276	1:41.690
9	44	Antony Burman	Barton on Humber	Yamaha	R6 600	4	7:09.558	25.492	72.845	1:43.998
10	33	Gary Graves	Thorngumbald	Yamaha	R6 600	4	7:11.665	27.599	72.490	1:45.848
11	11	Rodger Wibberley	Huddersfield	Kawasaki	ZX6 600	4	7:12.341	28.275	72.376	1:44.808
12	91	Sam Hanby	Sheffield	Suzuki	GSXR 600	4	7:12.561	28.495	72.339	1:45.098
13	137	Simon Long	Solihull	Yamaha	R6 599	4	7:16.523	32.457	71.683	1:46.043
14	61	Peter Sims	Hornsea	Yamaha	R6 600	4	7:17.885	33.819	71.460	1:47.344
15	72	Daniel Hobson	Solihull	Yamaha	R6 600	4	7:22.413	38.347	70.728	1:47.216
16	90	John Barker	Thornaby	Honda	CBR 600RR	4	7:25.626	41.560	70.219	1:47.898
17	156	Mark Watson	Harrogate	Honda	CBR 600	4	7:33.312	49.246	69.028	1:50.755
18	74	Daman Darby	Stockton	Honda	CBR-RR 600	4	7:50.022	1:05.956	66.574	1:54.598
19	22	Neil Mizon	Market Weighton	Yamaha	R6 600	4	7:51.528	1:07.462	66.361	1:52.775
20	84	David Cook	Bedford	Honda	CBR 600	4	7:56.694	1:12.628	65.642	1:54.283
21	77	Ian Sanderson	Hull	Suzuki	GSXR 600	4	8:02.345	1:18.279	64.873	1:55.556
22	123	Martin Cooper	Diggle	Honda	CBR 600	4	8:06.910	1:22.844	64.265	1:58.572
23	111	Philip Creaser	Ruskin	Yamaha	R6 600	4	8:16.198	1:32.132	63.062	2:01.419
24	85	Thomas Powell	Sheffield	Suzuki	GSXR 600	4	8:19.911	1:35.845	62.594	1:56.480

**Announcements**

No 10 - TO BE SHOWN ON THE NEXT RACE RESULT - PLEASE FIT WORKING TRANSPONDER

Margin of Victory	Avg. Speed	Best Lap Tm	Best Spd	Best Lap by
0.405	77.441	1:38.164	79.691	80 - Jules Croft

**Chief Timekeeper:**
**Clerk of Course:**
**Weather / Track Condition: Bright / Dry**
**Results: [www.sportstimingservices.com](http://www.sportstimingservices.com)**

# Auto 66 - Clubmans Challenge Road Races

Lapchart

Clubmans Formula 600

Cadwell Park 2.173 Miles

Race 5

22/03/2009 11:58

Race started at 11:58:46

Competitors	Laps					
	0	1	2	3	4	
Nathan Pallett (120)	1	120	120	120	21	21
Mark Goodings (17)	2	17	17	21	80	80
Mick Goodings (10)	3	10	21	80	120	120
Jules Croft (80)	4	80	80	17	17	17
George Stainthorp (50)	5	50	10	10	10	10
Richard Gibson (21)	6	21	24	24	24	24
Sonnie Ferguson (24)	7	24	50	50	50	50
Jack Marchant (41)	8	41	41	41	41	41
Peter Sims (61)	9	61	33	33	33	44
Sam Hanby (91)	10	91	91	44	44	33
Gary Graves (33)	11	33	61	91	91	11
Simon Long (137)	12	137	44	61	11	91
Antony Burman (44)	13	44	137	11	61	137
Daniel Hobson (72)	14	72	11	137	137	61
Neil Mizon (22)	15	22	72	72	72	72
David Cook (84)	16	84	156	90	90	90
Daman Darby (74)	17	74	90	156	156	156
Mark Watson (156)	18	156	74	74	74	74
Rodger Wibberley (11)	19	11	22	22	22	22
Thomas Powell (85)	20	85	123	123	84	84
John Barker (90)	21	90	111	84	77	77
Ian Sanderson (77)	22	77	84	77	123	123
Martin Cooper (123)	23	123	77	111	111	111
Philip Creaser (111)	24	111	85	85	85	85

Chief Timekeeper:

Clerk of Course:

Weather / Track Condition: Bright / Dry

Results: [www.sportstimingservices.com](http://www.sportstimingservices.com)

Printed: 22/03/2009 12:10:24

# Auto 66 - Clubmans Challenge Road Races

## Clubmans Formula 600

Cadwell Park 2.173 Miles

### Race 5

22/03/2009 11:58

Race started at 11:58:46

Lap	Time of Day	Lap Tm	SFSpd	Spd
<b>(21) Richard Gibson</b>				
1	12:00:33.015	1:43.738	133.2	
2	12:02:12.436	1:39.421	131.7	
3	12:03:50.801	1:38.365	130.4	
4	12:05:30.168	1:39.367	131.9	

Lap	Time of Day	Lap Tm	SFSpd	Spd
<b>(80) Jules Croft</b>				
1	12:00:33.397	1:44.214	131.9	
2	12:02:13.457	1:40.060	130.7	
3	12:03:52.409	1:38.952	130.7	
4	12:05:30.573	1:38.164	130.4	

Lap	Time of Day	Lap Tm	SFSpd	Spd
<b>(120) Nathan Pallett</b>				
1	12:00:32.442	1:44.040	128.9	
2	12:02:12.423	1:39.981	128.9	
3	12:03:52.602	1:40.179	131.7	
4	12:05:32.180	1:39.578	130.7	

Lap	Time of Day	Lap Tm	SFSpd	Spd
<b>(17) Mark Goodings</b>				
1	12:00:32.772	1:44.293	131.9	
2	12:02:13.956	1:41.184	131.7	
3	12:03:53.986	1:40.030	131.2	
4	12:05:33.641	1:39.655	131.2	

Lap	Time of Day	Lap Tm	SFSpd	Spd
<b>(10) Mick Goodings</b>				
1	12:00:33.895	1:45.302		
2	12:02:14.146	1:40.251		
3	12:03:54.150	1:40.004		
4	12:05:33.864	1:39.714		

Lap	Time of Day	Lap Tm	SFSpd	Spd
<b>(24) Sonnie Ferguson</b>				
1	12:00:34.302	1:44.727	130.4	
2	12:02:14.559	1:40.257	130.4	
3	12:03:55.172	1:40.613	127.4	
4	12:05:36.529	1:41.357	126.5	

Lap	Time of Day	Lap Tm	SFSpd	Spd
<b>(50) George Stainthorp</b>				
1	12:00:35.659	1:46.414	126.7	
2	12:02:17.776	1:42.117	125.5	
3	12:03:59.474	1:41.698	126.0	
4	12:05:41.614	1:42.140	121.2	

Lap	Time of Day	Lap Tm	SFSpd	Spd
<b>(41) Jack Marchant</b>				
1	12:00:36.088	1:46.280	127.9	
2	12:02:18.194	1:42.106	127.9	
3	12:03:59.884	1:41.690	128.2	
4	12:05:41.787	1:41.903	128.9	

Lap	Time of Day	Lap Tm	SFSpd	Spd
<b>(44) Antony Burman</b>				
1	12:00:41.716	1:51.115	125.8	
2	12:02:27.602	1:45.886	126.0	
3	12:04:11.662	1:44.060	126.5	
4	12:05:55.660	1:43.998	126.9	

Lap	Time of Day	Lap Tm	SFSpd	Spd
<b>(33) Gary Graves</b>				
1	12:00:39.488	1:49.061	124.4	
2	12:02:25.336	1:45.848	123.9	
3	12:04:11.409	1:46.073	123.9	
4	12:05:57.767	1:46.358	124.8	

Lap	Time of Day	Lap Tm	SFSpd	Spd
<b>(11) Rodger Wibberley</b>				
1	12:00:42.437	1:51.074	124.8	
2	12:02:28.814	1:46.377	126.0	
3	12:04:13.635	1:44.821	124.4	
4	12:05:58.443	1:44.808	121.4	

Lap	Time of Day	Lap Tm	SFSpd	Spd
<b>(91) Sam Hanby</b>				
1	12:00:40.900	1:50.519	116.8	
2	12:02:27.750	1:46.850	117.2	
3	12:04:13.565	1:45.815	117.6	
4	12:05:58.663	1:45.098	119.3	

Lap	Time of Day	Lap Tm	SFSpd	Spd
<b>(137) Simon Long</b>				
1	12:00:42.119	1:51.532	122.1	
2	12:02:29.178	1:47.059	122.8	
3	12:04:16.582	1:47.404	120.8	
4	12:06:02.625	1:46.043	122.3	

Lap	Time of Day	Lap Tm	SFSpd	Spd
<b>(61) Peter Sims</b>				
1	12:00:41.255	1:50.978	120.6	
2	12:02:28.599	1:47.344	123.2	
3	12:04:16.161	1:47.562	122.8	
4	12:06:03.987	1:47.826	121.7	

Lap	Time of Day	Lap Tm	SFSpd	Spd
<b>(72) Daniel Hobson</b>				
1	12:00:45.414	1:54.668	126.5	
2	12:02:33.433	1:48.019	126.2	
3	12:04:20.649	1:47.216	125.3	
4	12:06:08.515	1:47.866	126.5	

Lap	Time of Day	Lap Tm	SFSpd	Spd
<b>(90) John Barker</b>				
1	12:00:46.954	1:55.258	123.0	
2	12:02:35.187	1:48.233	123.9	
3	12:04:23.830	1:48.643	123.7	
4	12:06:11.728	1:47.898	123.7	

Lap	Time of Day	Lap Tm	SFSpd	Spd
<b>(156) Mark Watson</b>				
1	12:00:46.728	1:55.504	122.3	
2	12:02:37.483	1:50.755	121.7	
3	12:04:28.354	1:50.871	121.9	
4	12:06:19.414	1:51.060	121.4	

Lap	Time of Day	Lap Tm	SFSpd	Spd
<b>(74) Daman Darby</b>				
1	12:00:52.017	2:00.811	121.9	
2	12:02:46.859	1:54.842	123.2	
3	12:04:41.457	1:54.598	123.2	
4	12:06:36.124	1:54.667	123.4	

Lap	Time of Day	Lap Tm	SFSpd	Spd
<b>(22) Neil Mizon</b>				
1	12:00:53.081	2:02.115	124.4	
2	12:02:50.183	1:57.102	125.5	
3	12:04:44.855	1:54.672	124.4	
4	12:06:37.630	1:52.775	125.5	

Lap	Time of Day	Lap Tm	SFSpd	Spd
<b>(84) David Cook</b>				
1	12:00:56.106	2:04.953	121.4	
2	12:02:53.758	1:57.652	120.8	
3	12:04:48.513	1:54.755	119.5	
4	12:06:42.796	1:54.283	122.1	

Lap	Time of Day	Lap Tm	SFSpd	Spd
<b>(77) Ian Sanderson</b>				

Chief Timekeeper:

Clerk of Course:

Weather / Track Condition: Bright / Dry

Results: [www.sportstimingservices.com](http://www.sportstimingservices.com)

**Auto 66 - Clubmans Challenge Road Races**
**Sorted on Laps**
**Clubmans Formula 600**
**Cadwell Park 2.173 Miles**
**Race 12**
**22/03/2009 14:40**
**Race started at 14:40:30**

Pos	No.	Name	Town	Make	Model	Laps	Total Tm	Diff	Avg. Speed	Best Tm
<b>EVENT 3</b>										
1	21	Richard Gibson	South Cave	Yamaha	R6 600	5	8:14.771		79.055	1:36.537
2	80	Jules Croft	Lincoln	Yamaha	R6 600	5	8:20.519	5.748	78.147	1:38.331
3	10	Mick Goodings	Doncaster	Yamaha	R6 600	5	8:22.284	7.513	77.872	1:37.871
4	17	Mark Goodings	Doncaster	Yamaha	Y2FR6 600	5	8:29.276	14.505	76.803	1:39.910
5	24	Sonnie Ferguson	Barwick	Yamaha	R6 600	5	8:30.982	16.211	76.547	1:40.046
6	50	George Stainthorp	Saltburn	Yamaha	R6 600	5	8:36.244	21.473	75.766	1:40.829
7	44	Antony Burman	Barton on Humber	Yamaha	R6 600	5	8:58.167	43.396	72.680	1:44.388
8	72	Daniel Hobson	Solihull	Yamaha	R6 600	5	9:00.270	45.499	72.397	1:45.259
9	137	Simon Long	Solihull	Yamaha	R6 599	5	9:04.880	50.109	71.785	1:45.256
10	61	Peter Sims	Hornsea	Yamaha	R6 600	5	9:08.795	54.024	71.273	1:47.478
11	90	John Barker	Thornaby	Honda	CBR 600RR	5	9:09.063	54.292	71.238	1:47.189
12	91	Sam Hanby	Sheffield	Suzuki	GSXR 600	5	9:09.091	54.320	71.234	1:46.749
13	11	Rodger Wibberley	Huddersfield	Kawasaki	ZX6 600	5	9:09.484	54.713	71.183	1:47.004
14	156	Mark Watson	Harrogate	Honda	CBR 600	5	9:26.469	1:11.698	69.049	1:49.875
15	22	Neil Mizon	Market Weighton	Yamaha	R6 600	5	9:36.257	1:21.486	67.876	1:52.322
16	77	Ian Sanderson	Hull	Suzuki	GSXR 600	5	9:41.238	1:26.467	67.294	1:53.335
17	74	Daman Darby	Stockton	Honda	CBR-RR 600	5	9:41.882	1:27.111	67.220	1:52.292
18	84	David Cook	Bedford	Honda	CBR 600	5	9:42.256	1:27.485	67.177	1:52.315
19	111	Philip Creaser	Ruskin	Yamaha	R6 600	4	8:18.143	1 Lap	62.816	2:01.892
20	85	Thomas Powell	Sheffield	Suzuki	GSXR 600	4	8:19.602	1 Lap	62.632	1:58.141
21	123	Martin Cooper	Diggle	Honda	CBR 600	4	8:19.646	1 Lap	62.627	2:00.663

**Not classified ()**

120	Nathan Pallett	Cubley	Yamaha	R6 600	5	8:23.510	DNF	77.683	1:38.906
33	Gary Graves	Thorngumbald	Yamaha	R6 600	2	3:45.384	DNF	69.418	1:49.072

**Announcements**

Red Flag at 14.50

Margin of Victory	Avg. Speed	Best Lap Tm	Best Spd	Best Lap by
5.748	79.055	1:36.537	81.034	21 - Richard Gibson

**Chief Timekeeper:**
**Clerk of Course:**
**Weather / Track Condition: Cloudy / Dry**
**Results: [www.sportstimingservices.com](http://www.sportstimingservices.com)**
**Printed: 22/03/2009 14:55:18**

# Auto 66 - Clubmans Challenge Road Races

Lapchart

Clubmans Formula 600

Cadwell Park 2.173 Miles

Race 12

22/03/2009 14:40

Race started at 14:40:30

Competitors	Laps					
	0	1	2	3	4	5
Richard Gibson (21)	1	21	21	21	21	21
Jules Croft (80)	2	80	80	80	80	80
Nathan Pallett (120)	3	120	120	120	120	10
Mark Goodings (17)	4	17	17	10	10	120
Sonnie Ferguson (24)	5	24	10	17	17	17
Mick Goodings (10)	6	10	24	24	24	24
George Stainthorp (50)	7	50	50	50	50	50
Peter Sims (61)	8	61	61	61	44	44
Gary Graves (33)	9	33	33	72	72	72
Antony Burman (44)	10	44	72	44	61	137
Rodger Wibberley (11)	11	11	90	33	90	137
Daniel Hobson (72)	12	72	11	90	11	90
Simon Long (137)	13	137	44	11	137	11
Sam Hanby (91)	14	91	137	137	91	91
John Barker (90)	15	90	91	91	156	156
Neil Mizon (22)	16	22	156	156	22	22
Daman Darby (74)	17	74	22	22	77	77
Mark Watson (156)	18	156	77	77	74	74
David Cook (84)	19	84	74	74	84	84
Ian Sanderson (77)	20	77	84	84	123	111
Thomas Powell (85)	21	85	111	111	85	85
Philip Creaser (111)	22	111	85	123	111	123
Martin Cooper (123)	23	123	123	85		

Chief Timekeeper:

Clerk of Course:

Weather / Track Condition: Cloudy / Dry

Results: [www.sportstimingservices.com](http://www.sportstimingservices.com)

Printed: 22/03/2009 14:56:59

# Auto 66 - Clubmans Challenge Road Races

## Clubmans Formula 600

Cadwell Park 2.173 Miles

### Race 12

22/03/2009 14:40

Race started at 14:40:30

Lap Time of Day Lap Tm SFSpd Spd

(21) Richard Gibson

1	14:42:14.825	1:40.950	134.3
2	14:43:51.962	1:37.137	134.0
3	14:45:28.499	1:36.537	134.9
4	14:47:05.705	1:37.206	134.3
5	14:48:45.020	1:39.315	133.2

(80) Jules Croft

1	14:42:16.282	1:42.330	133.5
2	14:43:54.613	1:38.331	133.0
3	14:45:33.124	1:38.511	133.0
4	14:47:11.853	1:38.729	133.2
5	14:48:50.768	1:38.915	134.9

(10) Mick Goodings

1	14:42:18.238	1:43.712	134.3
2	14:43:56.531	1:38.293	133.2
3	14:45:35.264	1:38.733	134.3
4	14:47:14.662	1:39.398	134.3
5	14:48:52.533	1:37.871	132.7

(17) Mark Goodings

1	14:42:18.008	1:43.611	134.9
2	14:43:58.841	1:40.833	135.1
3	14:45:38.855	1:40.014	134.6
4	14:47:19.615	1:40.760	134.0
5	14:48:59.525	1:39.910	134.0

(24) Sonnie Ferguson

1	14:42:19.047	1:44.607	133.8
2	14:43:59.093	1:40.046	134.0
3	14:45:39.892	1:40.799	132.5
4	14:47:20.441	1:40.549	133.5
5	14:49:01.231	1:40.790	132.5

(50) George Stainthorp

1	14:42:20.605	1:45.558	130.1
2	14:44:01.434	1:40.829	131.9
3	14:45:42.309	1:40.875	128.9
4	14:47:24.110	1:41.801	129.9
5	14:49:06.493	1:42.383	127.9

(44) Antony Burman

1	14:42:28.768	1:53.277	131.9
2	14:44:14.015	1:45.247	130.4
3	14:45:58.533	1:44.518	128.7
4	14:47:42.921	1:44.388	127.4
5	14:49:28.416	1:45.495	127.9

(72) Daniel Hobson

1	14:42:27.015	1:51.422	130.1
2	14:44:13.661	1:46.646	129.9
3	14:45:59.990	1:46.329	129.6
4	14:47:45.260	1:45.270	130.4
5	14:49:30.519	1:45.259	130.7

(137) Simon Long

1	14:42:29.182	1:53.587	126.9
2	14:44:16.873	1:47.691	124.8
3	14:46:03.607	1:46.734	128.4

Lap Time of Day Lap Tm SFSpd Spd

4	14:47:49.873	1:46.266	120.1
5	14:49:35.129	1:45.256	123.7

(61) Peter Sims

1	14:42:25.241	1:50.185	124.8
2	14:44:12.719	1:47.478	123.0
3	14:46:01.665	1:48.946	124.8
4	14:47:49.781	1:48.116	123.2
5	14:49:39.044	1:49.263	122.3

(90) John Barker

1	14:42:27.917	1:52.020	125.8
2	14:44:15.797	1:47.880	127.7
3	14:46:02.986	1:47.189	125.1
4	14:47:50.672	1:47.686	125.1
5	14:49:39.312	1:48.640	125.8

(91) Sam Hanby

1	14:42:29.792	1:54.127	121.7
2	14:44:17.595	1:47.803	120.6
3	14:46:05.085	1:47.490	119.3
4	14:47:51.834	1:46.749	120.8
5	14:49:39.340	1:47.506	120.3

(11) Rodger Wibberley

1	14:42:28.539	1:52.992	128.4
2	14:44:16.442	1:47.903	128.7
3	14:46:03.446	1:47.004	122.5
4	14:47:51.297	1:47.851	125.8
5	14:49:39.733	1:48.436	124.1

(156) Mark Watson

1	14:42:30.600	1:54.179	125.5
2	14:44:20.475	1:49.875	125.8
3	14:46:12.322	1:51.847	123.9
4	14:48:04.492	1:52.170	123.2
5	14:49:56.718	1:52.226	125.8

(22) Neil Mizon

1	14:42:34.836	1:58.617	127.9
2	14:44:27.613	1:52.777	128.2
3	14:46:20.997	1:53.384	127.2
4	14:48:13.319	1:52.322	127.7
5	14:50:06.506	1:53.187	126.7

(77) Ian Sanderson

1	14:42:34.847	1:58.067	123.9
2	14:44:29.246	1:54.399	123.9
3	14:46:22.581	1:53.335	124.8
4	14:48:16.082	1:53.501	125.5
5	14:50:11.487	1:55.405	122.8

(74) Daman Darby

1	14:42:37.511	2:01.274	126.5
2	14:44:32.101	1:54.590	126.9
3	14:46:25.410	1:53.309	128.2
4	14:48:17.702	1:52.292	126.7
5	14:50:12.131	1:54.429	127.2

(84) David Cook

1	14:42:37.942	2:01.232	126.7
---	--------------	----------	-------

Lap Time of Day Lap Tm SFSpd Spd

2	14:44:32.747	1:54.805	124.8
3	14:46:25.874	1:53.127	125.3
4	14:48:18.189	1:52.315	126.2
5	14:50:12.505	1:54.316	125.3

(111) Philip Creaser

1	14:42:40.782	2:03.753	120.1
2	14:44:42.807	2:02.025	118.0
3	14:46:46.500	2:03.693	118.2
4	14:48:48.392	2:01.892	118.9

(85) Thomas Powell

1	14:42:41.857	2:04.923	119.7
2	14:44:48.351	2:06.494	123.9
3	14:46:46.492	1:58.141	123.0
4	14:48:49.851	2:03.359	126.2

(123) Martin Cooper

1	14:42:43.134	2:05.710	116.8
2	14:44:43.797	2:00.663	114.8
3	14:46:46.150	2:02.353	113.2
4	14:48:49.895	2:03.745	116.0

(120) Nathan Pallett

1	14:42:16.753	1:42.684	136.2
2	14:43:56.096	1:39.343	135.4
3	14:45:35.002	1:38.906	134.6
4	14:47:14.429	1:39.427	134.0
5	14:48:53.759	1:39.330	135.7

(33) Gary Graves

1	14:42:26.561	1:51.343	126.9
2	14:44:15.633	1:49.072	127.9

Chief Timekeeper:

Clerk of Course:

Weather / Track Condition: Cloudy / Dry

Results: [www.sportstimingservices.com](http://www.sportstimingservices.com)

**Auto 66 - Clubmans Challenge Road Races**
**Sorted on Laps**
**Clubmans Formula 600**
**Cadwell Park 2.173 Miles**
**Race 20**
**22/03/2009 17:28**
**Race started at 17:28:40**

Pos	No.	Name	Town	Make	Model	Laps	Total Tm	Diff	Avg. Speed	Best Tm
<b>EVENT 3</b>										
1	21	Richard Gibson	South Cave	Yamaha	R6 600	6	9:57.680		78.532	1:37.744
2	80	Jules Croft	Lincoln	Yamaha	R6 600	6	10:02.970	5.290	77.843	1:38.534
3	10	Mick Goodings	Doncaster	Yamaha	R6 600	6	10:07.056	9.376	77.319	1:38.930
4	17	Mark Goodings	Doncaster	Yamaha	Y2FR6 600	6	10:28.339	30.659	74.700	1:41.138
5	50	George Stainthorp	Saltburn	Yamaha	R6 600	6	10:30.142	32.462	74.486	1:42.333
6	44	Antony Burman	Barton on Humber	Yamaha	R6 600	6	10:47.934	50.254	72.441	1:44.711
7	72	Daniel Hobson	Solihull	Yamaha	R6 600	6	10:50.142	52.462	72.195	1:44.737
8	91	Sam Hanby	Sheffield	Suzuki	GSXR 600	6	10:53.321	55.641	71.843	1:44.886
9	11	Rodger Wibberley	Huddersfield	Kawasaki	ZX6 600	6	10:55.092	57.412	71.649	1:46.659
10	33	Gary Graves	Thorngumbald	Yamaha	R6 600	6	11:00.347	1:02.667	71.079	1:46.985
11	61	Peter Sims	Hornsea	Yamaha	R6 600	6	11:00.683	1:03.003	71.043	1:46.715
12	137	Simon Long	Solihull	Yamaha	R6 599	6	11:07.329	1:09.649	70.335	1:48.440
13	90	John Barker	Thornaby	Honda	CBR 600RR	6	11:17.371	1:19.691	69.293	1:48.578
14	22	Neil Mizon	Market Weighton	Yamaha	R6 600	6	11:36.966	1:39.286	67.344	1:51.888
15	84	David Cook	Bedford	Honda	CBR 600	6	11:37.056	1:39.376	67.336	1:53.131
16	77	Ian Sanderson	Hull	Suzuki	GSXR 600	5	10:03.136	1 Lap	64.851	1:54.267
17	85	Thomas Powell	Sheffield	Suzuki	GSXR 600	5	10:10.787	1 Lap	64.039	1:58.058
18	111	Philip Creaser	Ruskin	Yamaha	R6 600	5	10:18.048	1 Lap	63.286	2:01.188

Margin of Victory	Avg. Speed	Best Lap Tm	Best Spd	Best Lap by
5.290	78.532	1:37.744	80.034	21 - Richard Gibson

**Chief Timekeeper:**
**Clerk of Course:**
**Weather / Track Condition: Cloudy / Dry**
**Results: [www.sportstimingservices.com](http://www.sportstimingservices.com)**

# Auto 66 - Clubmans Challenge Road Races

Lapchart


Clubmans Formula 600

Cadwell Park 2.173 Miles

Race 20

22/03/2009 17:28

Race started at 17:28:40



Competitors	Laps						
	0	1	2	3	4	5	6
Richard Gibson (21)	1	21	21	21	21	21	21
Jules Croft (80)	2	80	80	80	80	80	80
Mick Goodings (10)	3	10	10	10	10	10	10
Mark Goodings (17)	4	17	17	50	50	50	17
George Stainthorp (50)	5	50	50	17	17	17	50
Daniel Hobson (72)	6	72	72	72	44	44	44
Antony Burman (44)	7	44	11	11	72	72	72
Simon Long (137)	8	137	44	44	11	11	91
Peter Sims (61)	9	61	61	61	91	91	11
Sam Hanby (91)	10	91	33	33	61	61	33
Rodger Wibberley (11)	11	11	91	91	33	33	61
John Barker (90)	12	90	137	137	137	137	137
Gary Graves (33)	13	33	90	90	90	90	90
Neil Mizon (22)	14	22	22	22	22	84	84
Ian Sanderson (77)	15	77	84	84	84	22	84
David Cook (84)	16	84	111	111	85	77	77
Philip Creaser (111)	17	111	77	85	111	85	85
Thomas Powell (85)	18	85	85	77	77	111	111

Chief Timekeeper:

Clerk of Course:

Weather / Track Condition: Cloudy / Dry

Results: [www.sportstimingservices.com](http://www.sportstimingservices.com)

Printed: 22/03/2009 17:42:37

# Auto 66 - Clubmans Challenge Road Races

Clubmans Formula 600

Cadwell Park 2.173 Miles

Race 20

22/03/2009 17:28

Race started at 17:28:40

Lap	Time of Day	Lap Tm	SFSpd Spd
<b>(21) Richard Gibson</b>			
1	17:30:27.193	<b>1:43.203</b>	138.2
2	17:32:05.223	<b>1:38.030</b>	139.0
3	17:33:43.019	<b>1:37.796</b>	139.0
4	17:35:20.763	<b>1:37.744</b>	139.9
5	17:36:58.645	1:37.882	<b>140.2</b>
6	17:38:38.633	1:39.988	138.8

Lap	Time of Day	Lap Tm	SFSpd Spd
<b>(80) Jules Croft</b>			
1	17:30:27.888	1:43.722	138.8
2	17:32:06.549	1:38.661	<b>139.3</b>
3	17:33:45.181	1:38.632	138.8
4	17:35:23.907	1:38.726	138.2
5	17:37:02.441	<b>1:38.534</b>	139.0
6	17:38:43.923	1:41.482	133.2

Lap	Time of Day	Lap Tm	SFSpd Spd
<b>(10) Mick Goodings</b>			
1	17:30:28.437	1:44.135	<b>137.6</b>
2	17:32:07.367	<b>1:38.930</b>	137.6
3	17:33:46.652	1:39.285	137.1
4	17:35:26.142	1:39.490	136.2
5	17:37:05.951	1:39.809	134.3
6	17:38:48.009	1:42.058	135.4

Lap	Time of Day	Lap Tm	SFSpd Spd
<b>(17) Mark Goodings</b>			
1	17:30:34.642	1:49.902	134.6
2	17:32:19.699	1:45.057	138.5
3	17:34:03.045	1:43.346	137.9
4	17:35:46.022	1:42.977	<b>140.2</b>
5	17:37:28.154	1:42.132	138.8
6	17:39:09.292	<b>1:41.138</b>	139.6

Lap	Time of Day	Lap Tm	SFSpd Spd
<b>(50) George Stainthorpe</b>			
1	17:30:34.981	1:50.111	133.5
2	17:32:19.266	1:44.285	133.0
3	17:34:02.741	1:43.475	134.0
4	17:35:45.832	1:43.091	<b>134.3</b>
5	17:37:28.165	<b>1:42.333</b>	132.2
6	17:39:11.095	1:42.930	127.9

Lap	Time of Day	Lap Tm	SFSpd Spd
<b>(44) Antony Burman</b>			
1	17:30:38.653	1:53.047	<b>133.8</b>
2	17:32:25.828	1:47.175	133.8
3	17:34:13.487	1:47.659	130.4
4	17:35:59.150	1:45.663	130.9
5	17:37:44.176	1:45.026	133.2
6	17:39:28.887	<b>1:44.711</b>	132.5

Lap	Time of Day	Lap Tm	SFSpd Spd
<b>(72) Daniel Hobson</b>			
1	17:30:37.884	1:52.709	134.3
2	17:32:25.294	1:47.410	133.2
3	17:34:14.874	1:49.580	135.4
4	17:36:01.010	1:46.136	<b>135.9</b>
5	17:37:46.358	1:45.348	135.4
6	17:39:31.095	<b>1:44.737</b>	135.7

Lap	Time of Day	Lap Tm	SFSpd Spd
<b>(91) Sam Hanby</b>			
1	17:30:41.465	1:55.497	124.4
2	17:32:29.684	1:48.219	125.1
3	17:34:17.596	1:47.912	125.3

Lap	Time of Day	Lap Tm	SFSpd Spd
4	17:36:02.837	<b>1:45.241</b>	<b>125.5</b>
5	17:37:49.388	<b>1:46.551</b>	125.5
6	17:39:34.274	<b>1:44.886</b>	125.5

Lap	Time of Day	Lap Tm	SFSpd Spd
<b>(11) Rodger Wibberley</b>			
1	17:30:38.423	1:52.445	<b>131.9</b>
2	17:32:25.751	1:47.328	131.2
3	17:34:14.959	1:49.208	125.3
4	17:36:01.939	1:46.980	127.7
5	17:37:48.598	<b>1:46.659</b>	126.2
6	17:39:36.045	1:47.447	121.2

Lap	Time of Day	Lap Tm	SFSpd Spd
<b>(33) Gary Graves</b>			
1	17:30:40.823	1:54.779	130.9
2	17:32:29.122	1:48.299	133.2
3	17:34:18.082	1:48.960	<b>133.8</b>
4	17:36:06.041	1:47.959	129.4
5	17:37:54.315	1:48.274	131.9
6	17:39:41.300	<b>1:46.985</b>	133.0

Lap	Time of Day	Lap Tm	SFSpd Spd
<b>(61) Peter Sims</b>			
1	17:30:39.708	1:53.909	<b>130.1</b>
2	17:32:28.491	1:48.783	128.7
3	17:34:17.837	1:49.346	129.6
4	17:36:05.973	1:48.136	126.0
5	17:37:54.921	1:48.948	128.4
6	17:39:41.636	<b>1:46.715</b>	129.9

Lap	Time of Day	Lap Tm	SFSpd Spd
<b>(137) Simon Long</b>			
1	17:30:42.328	1:56.672	126.9
2	17:32:32.274	1:49.946	126.5
3	17:34:22.442	1:50.168	126.5
4	17:36:11.328	1:48.886	126.9
5	17:37:59.768	<b>1:48.440</b>	126.9
6	17:39:48.282	1:48.514	<b>128.2</b>

Lap	Time of Day	Lap Tm	SFSpd Spd
<b>(90) John Barker</b>			
1	17:30:44.974	1:58.995	128.2
2	17:32:37.973	1:52.999	127.7
3	17:34:29.479	1:51.506	130.1
4	17:36:19.630	1:50.151	129.1
5	17:38:09.746	1:50.116	130.9
6	17:39:58.324	<b>1:48.578</b>	<b>132.7</b>

Lap	Time of Day	Lap Tm	SFSpd Spd
<b>(22) Neil Mizon</b>			
1	17:30:45.816	1:59.564	131.2
2	17:32:40.812	1:54.996	131.9
3	17:34:38.020	1:57.208	127.2
4	17:36:33.681	1:55.661	129.6
5	17:38:26.031	1:52.350	<b>134.9</b>
6	17:40:17.919	<b>1:51.888</b>	132.7

Lap	Time of Day	Lap Tm	SFSpd Spd
<b>(84) David Cook</b>			
1	17:30:47.829	2:00.951	130.1
2	17:32:42.948	1:55.119	128.4
3	17:34:38.126	1:55.178	<b>130.9</b>
4	17:36:31.295	1:53.169	127.2
5	17:38:24.878	1:53.583	128.2
6	17:40:18.009	<b>1:53.131</b>	128.2

Lap	Time of Day	Lap Tm	SFSpd Spd
<b>(77) Ian Sanderson</b>			

Chief Timekeeper:

Clerk of Course:

Weather / Track Condition: Cloudy / Dry

Results: [www.sportstimingservices.com](http://www.sportstimingservices.com)

**Auto 66 - Clubmans Challenge Road Races**
**Sorted on Laps**
**Clubmans Sidecar Open + F2**
**Cadwell Park 2.173 Miles**
**Race 2**
**22/03/2009 11:02**
**Race started at 11:02:06**

Pos	No.	Name	Town	Make	Model	Laps	Total Tm	Diff	Avg. Speed	Best Tm
<b>10</b>										
1	1	Neary / Bond	Leeds	Suzuki	Dino Bike 6C	4	<b>6:57.376</b>		74.971	<b>1:41.099</b>
2	69	Lambert / Kinsella	Catterick Garrison	Honda	GLR	4	<b>7:15.701</b>	18.325	71.818	<b>1:45.525</b>
3	8	Thompson / Matti	Cliffe	Suzuki	LCR 400	4	<b>7:39.408</b>	42.032	68.112	<b>1:52.794</b>
4	17	Saunders / Gaunt	Grantham	Honda	MR Equip 6C	4	<b>7:42.158</b>	44.782	67.707	<b>1:54.506</b>
5	24	Lawson / Lawson	Retford	MR Equipt C	Suzuki 600	4	<b>8:33.316</b>	1:35.940	60.959	<b>2:05.847</b>

**Not classified 0**

31	Dukes / Aylott	Norton	Honda	BLR 600	3	<b>5:28.026</b>	DNF	71.544	<b>1:47.301</b>
25	Fenwick / Pedley	South Ferriby	Honda	Sherbourne	1	<b>1:54.688</b>	DNF	68.209	<b>1:51.656</b>

**11**

1	22	Pullan / Morgan	Harrogate	Suzuki	Equipe 750	4	<b>7:14.917</b>		71.948	<b>1:46.888</b>
2	84	Laidlow / Neave	Appleby	L.C.R	Suzuki 600	4	<b>7:15.272</b>	0.355	71.889	<b>1:45.802</b>
3	57	Wallis / Wareham	Derbyshire	LCR	Honda 600	4	<b>7:16.050</b>	1.133	71.761	<b>1:45.861</b>
4	16	Mayers / Cook	Halifax	Suzuki	Shelbourne	4	<b>7:32.655</b>	17.738	69.128	<b>1:50.415</b>

Margin of Victory	Avg. Speed	Best Lap Tm	Best Spd	Best Lap by
17.541	74.971	1:41.099	77.378	1 - Neary / Bond

**Chief Timekeeper:**
**Clerk of Course:**
**Weather / Track Condition: Bright / Dry**
**Results: [www.sportstimingservices.com](http://www.sportstimingservices.com)**



**Auto 66 - Clubmans Challenge Road Races**

**Lapchart**

**Clubmans Sidecar Open + F2**

**Cadwell Park 2.173 Miles**

**Race 2**

**22/03/2009 11:02**

**Race started at 11:02:06**

Competitors	Laps					
	0	1	2	3	4	
Pullan / Morgan (22)	1	22	22	1	1	1
Neary / Bond (1)	2	1	1	22	22	22
Dukes / Aylott (31)	3	31	31	31	84	84
Lambert / Kinsella (69)	4	69	25	84	31	69
Saunders / Gaunt (17)	5	17	69	69	69	57
Fenwick / Pedley (25)	6	25	84	57	57	16
Mayers / Cook (16)	7	16	57	16	16	8
Wallis / Wareham (57)	8	57	17	8	8	17
Laidlow / Neave (84)	9	84	16	17	17	24
Thompson / Mattinson (8)	10	8	8	24	24	
Lawson / Lawson (24)	11	24	24			

**Chief Timekeeper:**

**Clerk of Course:**

**Weather / Track Condition: Bright / Dry**

**Results: [www.sportstimingservices.com](http://www.sportstimingservices.com)**

# Auto 66 - Clubmans Challenge Road Races

## Clubmans Sidecar Open + F2

Cadwell Park 2.173 Miles

### Race 2

22/03/2009 11:02

Race started at 11:02:06

Lap	Time of Day	Lap Tm	SFSpd	Spd	Lap	Time of Day	Lap Tm	SFSpd	Spd	Lap	Time of Day	Lap Tm	SFSpd	Spd
<b>(1) Neary / Bond</b>					1	11:04:01.245	1:51.656	107.8						
1	11:03:59.136	1:50.926	115.0											
2	11:05:41.457	1:42.321	113.6											
3	11:07:22.556	1:41.099	113.2											
4	11:09:03.933	1:41.377	114.0											
<b>(22) Pullan / Morgan</b>														
1	11:03:58.944	1:50.807	115.0											
2	11:05:46.986	1:48.042	114.8											
3	11:07:33.874	1:46.888	114.4											
4	11:09:21.474	1:47.600	114.4											
<b>(84) Laidlow / Neave</b>														
1	11:04:01.726	1:51.277	110.6											
2	11:05:47.528	1:45.802	110.8											
3	11:07:34.094	1:46.566	111.2											
4	11:09:21.829	1:47.735	108.0											
<b>(69) Lambert / Kinsella</b>														
1	11:04:01.605	1:52.811	111.9											
2	11:05:50.038	1:48.433	110.8											
3	11:07:35.563	1:45.525	111.4											
4	11:09:22.258	1:46.695	111.2											
<b>(57) Wallis / Wareham</b>														
1	11:04:02.827	1:52.423	109.2											
2	11:05:50.219	1:47.392	110.4											
3	11:07:36.080	1:45.861	109.2											
4	11:09:22.607	1:46.527	110.1											
<b>(16) Mayers / Cook</b>														
1	11:04:04.951	1:54.675	105.7											
2	11:05:55.549	1:50.598	108.3											
3	11:07:45.964	1:50.415	107.1											
4	11:09:39.212	1:53.248	103.1											
<b>(8) Thompson / Mattinson</b>														
1	11:04:06.260	1:55.771	111.0											
2	11:05:59.247	1:52.987	112.3											
3	11:07:52.041	1:52.794	109.9											
4	11:09:45.965	1:53.924	106.4											
<b>(17) Saunders / Gaunt</b>														
1	11:04:04.773	1:55.436	105.9											
2	11:05:59.281	1:54.508	105.1											
3	11:07:53.787	1:54.506	105.1											
4	11:09:48.715	1:54.928	104.6											
<b>(24) Lawson / Lawson</b>														
1	11:04:19.062	2:07.677	100.1											
2	11:06:26.017	2:06.955	101.1											
3	11:08:34.026	2:08.009	98.9											
4	11:10:39.873	2:05.847	100.4											
<b>(31) Dukes / Aylott</b>														
1	11:03:59.528	1:50.924	110.6											
2	11:05:47.282	1:47.754	110.3											
3	11:07:34.583	1:47.301	111.9											
<b>(25) Fenwick / Pedley</b>														

Chief Timekeeper:

Clerk of Course:

Weather / Track Condition: Bright / Dry

Results: [www.sportstimingservices.com](http://www.sportstimingservices.com)

**Auto 66 - Clubmans Challenge Road Races**
**Sorted on Laps**
**Clubmans Sidecar Open + F2**
**Cadwell Park 2.173 Miles**
**Race 9**
**22/03/2009 13:43**
**Race started at 13:43:53**

Pos	No.	Name	Town	Make	Model	Laps	Total Tm	Diff	Avg. Speed	Best Tm
<b>EVENT 10</b>										
1	1	Neary / Bond	Leeds	Suzuki	Dino Bike 6C	6	10:12.558		76.624	1:40.668
2	69	Lambert / Kinsella	Catterick Garrison	Honda	GLR	6	10:36.065	23.507	73.792	1:44.585
3	31	Dukes / Aylott	Norton	Honda	BLR 600	6	10:46.930	34.372	72.553	1:45.959
4	20	Connole / Chauhan	Scunthorpe	Honda	LCR600RR 6	6	11:33.893	1:21.335	67.643	1:51.317
5	17	Saunders / Gaunt	Grantham	Honda	MR Equip 6C	6	11:34.507	1:21.949	67.583	1:53.035
6	8	Thompson / Mattii	Cliffe	Suzuki	LCR 400	6	11:35.150	1:22.592	67.520	1:52.935
7	24	Lawson / Lawson	Retford	MR Equipt C	Suzuki 600	5	10:39.782	1 Lap	61.136	2:03.694

**Not classified ()**

27	Hulme / Ruffley	Halifax	Suzuki	GSXR 600	3	5:42.182	DNF	68.585	1:51.203
25	Fenwick / Pedley	South Ferriby	Honda	Sherbourne	2	3:48.692	DNF	68.413	1:49.757

**EVENT 11**

1	84	Laidlow / Neave	Appleby	L.C.R	Suzuki 600	6	10:37.872		73.583	1:44.856
2	22	Pullan / Morgan	Harrogate	Suzuki	Equipe 750	6	10:43.456	5.584	72.945	1:44.836
3	57	Wallis / Wareham	Derbyshire	LCR	Honda 600	6	10:48.647	10.775	72.361	1:46.356
4	16	Mayers / Cook	Halifax	Suzuki	Shelbourne	6	11:21.216	43.344	68.901	1:50.980

Margin of Victory	Avg. Speed	Best Lap Tm	Best Spd	Best Lap by
23.507	76.624	1:40.668	77.709	1 - Neary / Bond

**Chief Timekeeper:**
**Clerk of Course:**
**Weather / Track Condition: Cloudy / Dry**
**Results: [www.sportstimingservices.com](http://www.sportstimingservices.com)**
**Printed: 22/03/2009 13:56:50**

# Auto 66 - Clubmans Challenge Road Races

Lapchart

Clubmans Sidecar Open + F2

Cadwell Park 2.173 Miles

Race 9

22/03/2009 13:43

Race started at 13:43:53

## Competitors

	Laps						
	0	1	2	3	4	5	6
Neary / Bond (1)	1	1	1	1	1	1	1
Laidlow / Neave (84)	2	84	84	84	84	69	69
Lambert / Kinsella (69)	3	69	69	69	69	84	84
Mayers / Cook (16)	4	16	31	31	31	22	22
Dukes / Aylott (31)	5	31	57	57	22	31	31
Wallis / Wareham (57)	6	57	16	22	57	57	57
Saunders / Gaunt (17)	7	17	22	16	16	16	16
Hulme / Ruffley (27)	8	27	8	25	27	20	17
Thompson / Mattinson (8)	9	8	27	27	20	8	20
Fenwick / Pedley (25)	10	25	25	20	8	17	8
Lawson / Lawson (24)	11	24	17	8	17	24	24
Pullan / Morgan (22)	12	22	20	17	24		
Connole / Chauhan (20)	13	20	24	24			

Chief Timekeeper:

Clerk of Course:

Weather / Track Condition: Cloudy / Dry

Results: [www.sportstimingservices.com](http://www.sportstimingservices.com)

Printed: 22/03/2009 13:58:02

# Auto 66 - Clubmans Challenge Road Races

## Clubmans Sidecar Open + F2

Cadwell Park 2.173 Miles

### Race 9

22/03/2009 13:43

Race started at 13:43:53

Lap	Time of Day	Lap Tm	SFSpd	Spd	Lap	Time of Day	Lap Tm	SFSpd	Spd	Lap	Time of Day	Lap Tm	SFSpd	Spd
<b>(1) Neary / Bond</b>					4	13:51:38.732	<b>1:57.812</b>		114.6					
1	13:45:40.172	<b>1:45.224</b>		116.0	5	13:53:35.128	<b>1:56.396</b>		<b>118.0</b>					
2	13:47:20.840	<b>1:40.668</b>		115.4	6	13:55:27.382	<b>1:52.254</b>		107.6					
3	13:49:01.916	1:41.076		116.6	<b>(17) Saunders / Gaunt</b>									
4	13:50:42.977	1:41.061		116.2	1	13:45:54.961	<b>1:58.363</b>		108.8					
5	13:52:24.861	1:41.884		115.8	2	13:47:48.740	<b>1:53.779</b>		108.5					
6	13:54:06.047	1:41.186		<b>116.8</b>	3	13:49:43.418	<b>1:54.678</b>		108.8					
<b>(69) Lambert / Kinsella</b>					4	13:51:39.945	<b>1:56.527</b>		<b>110.4</b>					
1	13:45:44.336	1:48.769		113.2	5	13:53:34.961	<b>1:55.016</b>		107.8					
2	13:47:29.751	1:45.415		113.4	6	13:55:27.996	<b>1:53.035</b>		108.1					
3	13:49:14.364	1:44.613		113.0	<b>(8) Thompson / Mattinson</b>									
4	13:50:58.949	<b>1:44.585</b>		<b>113.6</b>	1	13:45:51.727	1:54.820		113.8					
5	13:52:44.584	1:45.635		112.3	2	13:47:46.606	1:54.879		111.7					
6	13:54:29.554	1:44.970		112.1	3	13:49:41.826	1:55.220		113.8					
<b>(84) Laidlow / Neave</b>					4	13:51:39.509	1:57.683		113.4					
1	13:45:42.805	1:47.278		113.2	5	13:53:35.704	1:56.195		<b>114.6</b>					
2	13:47:27.661	<b>1:44.856</b>		112.9	6	13:55:28.639	<b>1:52.935</b>		107.6					
3	13:49:12.856	1:45.195		112.1	<b>(24) Lawson / Lawson</b>									
4	13:50:58.242	1:45.386		112.7	1	13:46:07.791	2:10.512		102.4					
5	13:52:44.735	1:46.493		<b>115.4</b>	2	13:48:16.759	2:08.968		100.7					
6	13:54:31.361	1:46.626		110.8	3	13:50:23.613	2:06.854		101.6					
<b>(22) Pullan / Morgan</b>					4	13:52:29.577	2:05.964		<b>103.9</b>					
1	13:45:49.337	1:51.912		<b>121.7</b>	5	13:54:33.271	<b>2:03.694</b>		100.2					
2	13:47:35.208	1:45.871		121.7	<b>(27) Hulme / Ruffley</b>									
3	13:49:20.910	1:45.702		121.0	1	13:45:52.186	1:55.386		<b>111.2</b>					
4	13:51:06.411	1:45.501		121.7	2	13:47:43.389	<b>1:51.203</b>		109.9					
5	13:52:51.247	<b>1:44.836</b>		121.2	3	13:49:35.671	1:52.282		108.8					
6	13:54:36.945	1:45.698		119.7	<b>(25) Fenwick / Pedley</b>									
<b>(31) Dukes / Aylott</b>					1	13:45:52.424	1:55.193		<b>110.3</b>					
1	13:45:46.277	1:49.955		113.2	2	13:47:42.181	<b>1:49.757</b>		101.7					
2	13:47:32.875	1:46.598		113.0	<b>(57) Wallis / Wareham</b>									
3	13:49:20.399	1:47.524		112.7	1	13:45:47.027	1:50.678		110.4					
4	13:51:07.935	1:47.536		113.8	2	13:47:33.604	1:46.577		107.8					
5	13:52:53.894	<b>1:45.959</b>		113.2	3	13:49:21.004	1:47.400		111.4					
6	13:54:40.419	1:46.525		<b>114.2</b>	4	13:51:08.585	1:47.581		<b>111.7</b>					
<b>(16) Mayers / Cook</b>					5	13:52:54.941	<b>1:46.356</b>		111.7					
1	13:45:49.277	1:53.058		<b>110.4</b>	6	13:54:42.136	1:47.195		109.2					
2	13:47:40.257	<b>1:50.980</b>		108.1	<b>(20) Connole / Chauhan</b>									
3	13:49:33.454	1:53.197		109.4	1	13:45:54.977	1:57.345		117.8					
4	13:51:28.273	1:54.819		109.7	2	13:47:46.294	<b>1:51.317</b>		112.5					
5	13:53:21.771	1:53.498		110.4	3	13:49:40.920	1:54.626		112.1					
6	13:55:14.705	1:52.934		107.4										

Chief Timekeeper:

Clerk of Course:

Weather / Track Condition: Cloudy / Dry

Results: [www.sportstimingservices.com](http://www.sportstimingservices.com)



**Auto 66 - Clubmans Challenge Road Races**

**Sorted on Laps**

**Clubmans Sidecar Open + F2**

**Cadwell Park 2.173 Miles**

**Race 17**

**22/03/2009 16:16**

**Race started at 16:16:40**

Pos	No.	Name	Town	Make	Model	Laps	Total Tm	Diff	Avg. Speed	Best Tm
-----	-----	------	------	------	-------	------	----------	------	------------	---------

**EVENT 10**

1	1	Neary / Bond	Leeds	Suzuki	Dino Bike 600	6	10:13.737		76.477	1:40.791
2	69	Lambert / Kinsella	Catterick Garrison	Honda	GLR	6	10:42.150	28.413	73.093	1:44.634
3	31	Dukes / Aylott	Norton	Honda	BLR 600	6	10:46.324	32.587	72.621	1:45.461
4	25	Fenwick / Pedley	South Ferriby	Honda	Sherbourne 600	6	10:54.664	40.927	71.696	1:45.809
5	8	Thompson / Mattins	Cliffe	Suzuki	LCR 400	6	11:28.831	1:15.094	68.140	1:53.020
6	17	Saunders / Gaunt	Grantham	Honda	MR Equip 600	6	11:35.156	1:21.419	67.520	1:53.719
7	27	Hulme / Ruffley	Halifax	Suzuki	GSXR 600	6	11:42.460	1:28.723	66.818	1:51.260

**EVENT 11**

1	84	Laidlow / Neave	Appleby	L.C.R	Suzuki 600	6	10:38.603		73.499	1:43.786
2	22	Pullan / Morgan	Harrogate	Suzuki	Equipe 750	6	10:47.506	8.903	72.489	1:45.200
3	16	Mayers / Cook	Halifax	Suzuki	Shelbourne 600	6	11:12.189	33.586	69.827	1:50.029

**Margin of Victory**

**Avg. Speed**

**Best Lap Tm**

**Best Spd**

**Best Lap by**

24.866

76.477

1:40.791

77.614

1 - Neary / Bond

**Chief Timekeeper:**

**Clerk of Course:**

**Weather / Track Condition: Cloudy / Dry**

**Results: [www.sportstimingservices.com](http://www.sportstimingservices.com)**

**Printed: 22/03/2009 16:28:48**

# Auto 66 - Clubmans Challenge Road Races

Lapchart


Clubmans Sidecar Open + F2

Cadwell Park 2.173 Miles

Race 17

22/03/2009 16:16

Race started at 16:16:40



Competitors	Laps							
	0	1	2	3	4	5	6	
Neary / Bond (1)	1	1	1	1	1	1	1	
Lambert / Kinsella (69)	2	69	22	22	22	84	84	84
Laidlow / Neave (84)	3	84	84	84	84	69	69	69
Pullan / Morgan (22)	4	22	69	69	69	31	31	31
Dukes / Aylott (31)	5	31	31	31	31	22	22	22
Mayers / Cook (16)	6	16	16	16	25	25	25	25
Thompson / Mattinson (8)	7	8	8	25	16	16	16	16
Saunders / Gaunt (17)	8	17	27	27	8	8	8	8
Hulme / Ruffley (27)	9	27	25	8	17	17	17	17
Fenwick / Pedley (25)	10	25	17	17	27	27	27	27

Chief Timekeeper:

Clerk of Course:

Weather / Track Condition: Cloudy / Dry

Results: [www.sportstimingservices.com](http://www.sportstimingservices.com)

Printed: 22/03/2009 16:30:24

# Auto 66 - Clubmans Challenge Road Races

## Clubmans Sidecar Open + F2

Cadwell Park 2.173 Miles

### Race 17

22/03/2009 16:16

Race started at 16:16:40

Lap Time of Day Lap Tm SFSpd Spd

**(1) Neary / Bond**

1	16:18:28.399	1:44.817	118.9
2	16:20:09.923	1:41.524	119.3
3	16:21:51.062	1:41.139	118.9
4	16:23:32.361	1:41.299	119.3
5	16:25:13.396	1:41.035	119.1
6	16:26:54.187	1:40.791	118.2

**(84) Laidlow / Neave**

1	16:18:33.369	1:49.308	114.2
2	16:20:20.219	1:46.850	114.0
3	16:22:06.889	1:46.670	114.6
4	16:23:50.937	1:44.048	111.2
5	16:25:35.267	1:44.330	114.4
6	16:27:19.053	1:43.786	114.0

**(69) Lambert / Kinsella**

1	16:18:33.813	1:50.143	117.2
2	16:20:20.663	1:46.850	117.8
3	16:22:07.383	1:46.720	117.6
4	16:23:53.208	1:45.825	115.4
5	16:25:37.966	1:44.758	116.2
6	16:27:22.600	1:44.634	115.6

**(31) Dukes / Aylott**

1	16:18:34.789	1:50.444	117.6
2	16:20:21.221	1:46.432	118.2
3	16:22:08.139	1:46.918	117.2
4	16:23:55.715	1:47.576	116.2
5	16:25:41.313	1:45.598	116.8
6	16:27:26.774	1:45.461	115.6

**(22) Pullan / Morgan**

1	16:18:33.037	1:48.967	122.5
2	16:20:19.820	1:46.783	123.0
3	16:22:06.486	1:46.666	123.7
4	16:23:56.528	1:50.042	125.3
5	16:25:42.756	1:46.228	123.2
6	16:27:27.956	1:45.200	122.5

**(25) Fenwick / Pedley**

1	16:18:40.448	1:54.468	112.1
2	16:20:29.428	1:48.980	112.7
3	16:22:16.099	1:46.671	112.1
4	16:24:02.671	1:46.572	113.2
5	16:25:49.305	1:46.634	112.7
6	16:27:35.114	1:45.809	113.2

**(16) Mayers / Cook**

1	16:18:37.969	1:52.885	112.7
2	16:20:27.998	1:50.029	111.7
3	16:22:20.462	1:52.464	111.2
4	16:24:11.007	1:50.545	111.4
5	16:26:02.525	1:51.518	111.9
6	16:27:52.639	1:50.114	111.7

**(8) Thompson / Mattinson**

1	16:18:38.794	1:53.278	117.6
2	16:20:32.569	1:53.775	119.3
3	16:22:25.589	1:53.020	115.8

Lap Time of Day Lap Tm SFSpd Spd

4	16:24:19.089	1:53.500	116.6
5	16:26:12.616	1:53.527	115.2
6	16:28:09.281	1:56.665	114.0

**(17) Saunders / Gaunt**

1	16:18:42.866	1:57.322	111.0
2	16:20:37.200	1:54.334	110.4
3	16:22:32.198	1:54.998	109.7
4	16:24:26.488	1:54.290	109.7
5	16:26:21.887	1:55.399	109.2
6	16:28:15.606	1:53.719	110.1

**(27) Hulme / Ruffley**

1	16:18:39.737	1:53.955	113.4
2	16:20:32.087	1:52.350	112.1
3	16:22:46.992	2:14.905	109.5
4	16:24:38.252	1:51.260	110.6
5	16:26:31.071	1:52.819	110.4
6	16:28:22.910	1:51.839	100.7

Chief Timekeeper:

Clerk of Course:

Weather / Track Condition: Cloudy / Dry

Results: [www.sportstimingservices.com](http://www.sportstimingservices.com)

**Auto 66 - Clubmans Challenge Road Races**

**Sorted on Laps**

350cc + Classic Sidecar-FSRA Seris

Cadwell Park 2.173 Miles

Race 6

22/03/2009 12:13

Race started at 12:13:53

Pos	No.	Name	Town	Make	Model	Laps	Total Tm	Diff	Avg. Speed	Best Tm
<b>EVENT 12</b>										
1	77	Brooks / Tyrrell	Winsford	Yamaha	Windle 350	4	7:59.935		65.199	1:56.924
2	14	Owen / Parkes	Crewe	Yamaha	350	4	8:16.113	16.178	63.073	2:00.340
3	12	Chandler / Chandl	Knaresborough	Windle	TS350 350	4	8:21.310	21.375	62.419	2:01.178
4	81	Daykin / Daykin	Turriff	Baker	YAM 350	4	8:27.486	27.551	61.659	2:04.029
5	18	Steele / Pither	Tarporley	Windle	TZ Yam 350	4	8:30.753	30.818	61.265	2:05.081
6	15	Arnold / Finlay	Whissendine	Windle	Banshee 347	4	9:17.516	1:17.581	56.126	2:16.561

**EVENT 14**

1	11	Gallagher / Rooney	Loughborough	Suzuki	Bellas 1085	4	8:02.027		64.916	1:55.526
2	181	Tibbles / Kemp	Thurlaston	Kawasaki	2900 1000	4	8:14.692	12.665	63.254	2:02.563
3	26	Mellor / Alexander	Huddersfield	Yamaha	TZ 750	4	8:29.958	27.931	61.360	2:03.727

Margin of Victory	Avg. Speed	Best Lap Tm	Best Spd	Best Lap by
2.092	65.199	1:55.526	67.715	11 - Gallagher / Rooney

Chief Timekeeper:

Clerk of Course:

Weather / Track Condition: Bright / Dry

Results: [www.sportstimingservices.com](http://www.sportstimingservices.com)

# Auto 66 - Clubmans Challenge Road Races

Lapchart


350cc + Classic Sidecar-FSRA Seris

Cadwell Park 2.173 Miles

Race 6

22/03/2009 12:13

Race started at 12:13:53



## Competitors

### Laps

	0	1	2	3	4	
Tibbles / Kemp (181)	1	181	181	77	77	77
Mellor / Alexander (26)	2	26	77	181	11	11
Steele / Pither (18)	3	18	12	11	181	181
Chandler / Chandler (12)	4	12	14	12	12	14
Owen / Parkes (14)	5	14	18	14	14	12
Brooks / Tyrrell (77)	6	77	11	18	81	81
Arnold / Finlay (15)	7	15	81	81	18	26
Daykin / Daykin (81)	8	81	26	26	26	18
Gallagher / Rooney (11)	9	11	15	15	15	15

Chief Timekeeper:

Clerk of Course:

Weather / Track Condition: Bright / Dry

Results: [www.sportstimingservices.com](http://www.sportstimingservices.com)

Printed: 22/03/2009 12:26:08

# Auto 66 - Clubmans Challenge Road Races

350cc + Classic Sidecar-FSRA Seris

Cadwell Park 2.173 Miles

Race 6

22/03/2009 12:13

Race started at 12:13:53

Lap	Time of Day	Lap Tm	SFSpd Spd	Lap	Time of Day	Lap Tm	SFSpd Spd	Lap	Time of Day	Lap Tm	SFSpd Spd
<b>(77) Brooks / Tyrrell</b>											
1	12:16:00.026	<b>2:02.148</b>	90.9								
2	12:17:58.856	<b>1:58.830</b>	<b>92.7</b>								
3	12:19:55.780	<b>1:56.924</b>	92.1								
4	12:21:53.018	1:57.238	86.2								
<b>(11) Gallagher / Rooney</b>											
1	12:16:06.216	2:00.591	99.8								
2	12:18:01.742	<b>1:55.526</b>	<b>102.8</b>								
3	12:19:58.196	1:56.454	101.4								
4	12:21:55.110	1:56.914	100.7								
<b>(181) Tibbles / Kemp</b>											
1	12:15:58.537	2:03.266	98.2								
2	12:18:01.100	<b>2:02.563</b>	101.0								
3	12:20:04.331	2:03.231	102.2								
4	12:22:07.775	2:03.444	<b>102.5</b>								
<b>(14) Owen / Parkes</b>											
1	12:16:05.380	2:07.511	<b>92.0</b>								
2	12:18:06.879	2:01.499	90.4								
3	12:20:08.856	2:01.977	90.0								
4	12:22:09.196	<b>2:00.340</b>	90.9								
<b>(12) Chandler / Chandler</b>											
1	12:16:05.122	2:07.790	<b>93.1</b>								
2	12:18:06.300	<b>2:01.178</b>	91.8								
3	12:20:08.852	2:02.552	88.1								
4	12:22:14.393	2:05.541	79.6								
<b>(81) Daykin / Daykin</b>											
1	12:16:06.403	2:06.492									
2	12:18:12.016	2:05.613									
3	12:20:16.045	<b>2:04.029</b>									
4	12:22:20.569	2:04.524									
<b>(26) Mellor / Alexander</b>											
1	12:16:08.587	2:13.182	103.5								
2	12:18:14.377	2:05.790	<b>103.6</b>								
3	12:20:19.314	2:04.937	103.3								
4	12:22:23.041	<b>2:03.727</b>	98.5								
<b>(18) Steele / Pither</b>											
1	12:16:05.659	2:09.694	<b>96.5</b>								
2	12:18:11.683	2:06.024	92.2								
3	12:20:18.755	2:07.072	92.7								
4	12:22:23.836	<b>2:05.081</b>	95.1								
<b>(15) Arnold / Finlay</b>											
1	12:16:14.762	<b>2:16.561</b>	<b>76.2</b>								
2	12:18:34.486	2:19.724	74.7								
3	12:20:52.253	2:17.767	72.0								
4	12:23:10.599	2:18.346	66.5								

Chief Timekeeper:

Clerk of Course:

Weather / Track Condition: Bright / Dry

Results: [www.sportstimingservices.com](http://www.sportstimingservices.com)

**Auto 66 - Clubmans Challenge Road Races**
**Sorted on Laps**
**350cc + Classic Sidecar-FSRA Seris**
**Cadwell Park 2.173 Miles**
**Race 14**
**22/03/2009 15:06**
**Race started at 15:06:03**

Pos	No.	Name	Town	Make	Model	Laps	Total Tm	Diff	Avg. Speed	Best Tm
-----	-----	------	------	------	-------	------	----------	------	------------	---------

**EVENT 12**

1	77	Brooks / Tyrrell	Winsford	Yamaha	Windle 350	6	12:10.194		64.280	1:59.473
2	18	Steele / Pither	Tarporley	Windle	TZ Yam 350	6	12:40.393	30.199	61.727	2:04.118
3	12	Chandler / Chandler	Knaresborough	Windle	TS350 350	6	12:40.399	30.205	61.727	2:03.352
4	15	Arnold / Finlay	Whissendine	Windle	Banshee 347	6	13:14.322	1:04.128	59.090	2:08.034

**Not classified ()**

	81	Daykin / Daykin	Turriff	Baker	YAM 350	3	6:22.538	DNF	61.349	2:02.733
--	----	-----------------	---------	-------	---------	---	----------	-----	--------	----------

**EVENT 14**

1	181	Tibbles / Kemp	Thurlaston	Kawasaki	2900 1000	6	12:20.579		63.379	2:01.028
2	26	Mellor / Alexander	Huddersfield	Yamaha	TZ 750	6	13:04.919	44.340	59.798	2:07.084

**Not classified ()**

	11	Gallagher / Rooney	Loughborough	Suzuki	Bellas 1085		3.503	DNF	-	
--	----	--------------------	--------------	--------	-------------	--	-------	-----	---	--

**Margin of Victory**
**Avg. Speed**
**Best Lap Tm**
**Best Spd**
**Best Lap by**

10.385

64.280

1:59.473

65.478

77 - Brooks / Tyrrell

**Chief Timekeeper:**
**Clerk of Course:**
**Weather / Track Condition: Cloudy / Dry**
**Results: [www.sportstimingservices.com](http://www.sportstimingservices.com)**
**Printed: 22/03/2009 15:20:26**

# Auto 66 - Clubmans Challenge Road Races

Lapchart


350cc + Classic Sidecar-FSRA Seris

Cadwell Park 2.173 Miles

Race 14

22/03/2009 15:06

Race started at 15:06:03



## Competitors

### Laps

	0	1	2	3	4	5	6
Gallagher / Rooney (11)	1	11	77	77	77	77	77
Daykin / Daykin (81)	2	81	181	181	181	181	181
Brooks / Tyrrell (77)	3	77	18	18	18	18	18
Tibbles / Kemp (181)	4	181	81	81	12	12	12
Chandler / Chandler (12)	5	12	12	12	26	26	26
Steele / Pither (18)	6	18	26	26	15	15	15
Mellor / Alexander (26)	7	26	15	15			
Arnold / Finlay (15)	8	15					

Chief Timekeeper:

Clerk of Course:

Weather / Track Condition: Cloudy / Dry

Results: [www.sportstimingservices.com](http://www.sportstimingservices.com)

Printed: 22/03/2009 15:21:50

# Auto 66 - Clubmans Challenge Road Races

350cc + Classic Sidecar-FSRA Seris

Cadwell Park 2.173 Miles

Race 14

22/03/2009 15:06

Race started at 15:06:03

Lap	Time of Day	Lap Tm	SFSpd	Spd	Lap	Time of Day	Lap Tm	SFSpd	Spd	Lap	Time of Day	Lap Tm	SFSpd	Spd
<b>(77) Brooks / Tyrrell</b>														
1	15:08:10.418	<b>2:03.034</b>		87.9										
2	15:10:12.308	<b>2:01.890</b>		<b>92.4</b>										
3	15:12:11.781	<b>1:59.473</b>		91.0										
4	15:14:12.178	2:00.397		87.8										
5	15:16:13.700	2:01.522		90.5										
6	15:18:13.451	1:59.751		91.8										
<b>(181) Tibbles / Kemp</b>														
1	15:08:11.871	2:04.334		101.4										
2	15:10:12.899	<b>2:01.028</b>		97.7										
3	15:12:15.212	2:02.313		102.2										
4	15:14:18.925	2:03.713		104.9										
5	15:16:21.085	2:02.160		<b>105.2</b>										
6	15:18:23.836	2:02.751		103.6										
<b>(18) Steele / Pither</b>														
1	15:08:14.751	2:06.056		<b>97.0</b>										
2	15:10:18.869	<b>2:04.118</b>		95.5										
3	15:12:25.431	2:06.562		94.0										
4	15:14:30.615	2:05.184		93.4										
5	15:16:37.681	2:07.066		93.4										
6	15:18:43.650	2:05.969		96.2										
<b>(12) Chandler / Chandler</b>														
1	15:08:16.809	2:08.500		<b>96.1</b>										
2	15:10:20.161	<b>2:03.352</b>		93.4										
3	15:12:27.333	2:07.172		85.7										
4	15:14:35.485	2:08.152		90.9										
5	15:16:38.931	2:03.446		94.6										
6	15:18:43.656	2:04.725		84.1										
<b>(26) Mellor / Alexander</b>														
1	15:08:19.780	2:10.788		<b>95.1</b>										
2	15:10:26.864	<b>2:07.084</b>		93.1										
3	15:12:36.751	2:09.887		90.7										
4	15:14:46.378	2:09.627		90.4										
5	15:16:56.249	2:09.871		91.0										
6	15:19:08.176	2:11.927		85.4										
<b>(15) Arnold / Finlay</b>														
1	15:08:24.388	2:14.503		<b>85.4</b>										
2	15:10:35.864	2:11.476		82.7										
3	15:12:49.816	2:13.952		81.8										
4	15:15:01.197	2:11.381		81.9										
5	15:17:09.545	2:08.348		84.2										
6	15:19:17.579	<b>2:08.034</b>		81.2										
<b>(81) Daykin / Daykin</b>														
1	15:08:16.439	2:09.186												
2	15:10:19.172	<b>2:02.733</b>												
3	15:12:25.795	2:06.623												

Chief Timekeeper:

Clerk of Course:

Weather / Track Condition: Cloudy / Dry

Results: [www.sportstimingservices.com](http://www.sportstimingservices.com)

**Auto 66 - Clubmans Challenge Road Races**
**Sorted on Laps**
**350cc + Classic Sidecar-FSRA Seris**
**Cadwell Park 2.173 Miles**
**Race 21**
**22/03/2009 17:46**
**Race started at 17:46:47**

Pos	No.	Name	Town	Make	Model	Laps	Total Tm	Diff	Avg. Speed	Best Tm
-----	-----	------	------	------	-------	------	----------	------	------------	---------

**EVENT 12**

1	77	Brooks / Tyrrell	Winsford	Yamaha	Windle 350	6	12:16.590		63.722	1:57.858
2	18	Steele / Pither	Tarporley	Windle	TZ Yam 350	6	12:40.857	24.267	61.689	2:03.647
3	81	Daykin / Daykin	Turriff	Baker	YAM 350	6	13:03.015	46.425	59.944	2:02.500
4	15	Arnold / Finlay	Whissendine	Windle	Banshee 347	6	13:16.366	59.776	58.939	2:09.659

**Not classified ()**

	12	Chandler / Chandler	Knaresborough	Windle	TS350 350	3	6:25.720	DNF	60.843	2:03.961
--	----	---------------------	---------------	--------	-----------	---	----------	-----	--------	----------

**EVENT 14**

1	11	Gallagher / Rooney	Loughborough	Suzuki	Bellas 1085	6	12:01.063		65.094	1:58.648
2	26	Mellor / Alexander	Huddersfield	Yamaha	TZ 750	6	12:19.628	18.565	63.460	2:00.563
3	181	Tibbles / Kemp	Thurlaston	Kawasaki	2900 1000	6	12:36.212	35.149	62.068	2:03.153

**Margin of Victory**
**Avg. Speed**
**Best Lap Tm**
**Best Spd**
**Best Lap by**

15.527

65.094

1:57.858

66.375

77 - Brooks / Tyrrell

**Chief Timekeeper:**
**Clerk of Course:**
**Weather / Track Condition: Cloudy / Dry**
**Results: [www.sportstimingservices.com](http://www.sportstimingservices.com)**
**Printed: 22/03/2009 18:00:25**

# Auto 66 - Clubmans Challenge Road Races

Lapchart

350cc + Classic Sidecar-FSRA Seris

Cadwell Park 2.173 Miles

Race 21

22/03/2009 17:46

Race started at 17:46:47

Competitors	Laps						
	0	1	2	3	4	5	6
Tibbles / Kemp (181)	1	181	11	11	11	11	11
Mellor / Alexander (26)	2	26	181	181	181	26	77
Gallagher / Rooney (11)	3	11	26	77	77	77	26
Steele / Pither (18)	4	18	18	26	26	181	181
Chandler / Chandler (12)	5	12	77	18	81	18	18
Daykin / Daykin (81)	6	81	81	81	18	81	81
Brooks / Tyrrell (77)	7	77	12	12	12	15	15
Arnold / Finlay (15)	8	15	15	15	15		

Chief Timekeeper:

Clerk of Course:

Weather / Track Condition: Cloudy / Dry

Results: [www.sportstimingservices.com](http://www.sportstimingservices.com)

Printed: 22/03/2009 18:01:42

# Auto 66 - Clubmans Challenge Road Races

350cc + Classic Sidecar-FSRA Seris

Cadwell Park 2.173 Miles

Race 21

22/03/2009 17:46

Race started at 17:46:47

Lap	Time of Day	Lap Tm	SFSpd	Spd	Lap	Time of Day	Lap Tm	SFSpd	Spd	Lap	Time of Day	Lap Tm	SFSpd	Spd
<b>(11) Gallagher / Rooney</b>														
1	17:48:51.419	<b>2:01.925</b>	<b>106.6</b>											
2	17:50:50.067	<b>1:58.648</b>	103.8											
3	17:52:49.415	1:59.348	106.2											
4	17:54:48.958	1:59.543	105.2											
5	17:56:49.287	2:00.329	104.8											
6	17:58:48.432	1:59.145	105.4											
<b>(77) Brooks / Tyrrell</b>														
1	17:48:58.991	2:07.057	<b>100.2</b>											
2	17:51:00.839	2:01.848	95.6											
3	17:53:03.488	2:02.649	96.7											
4	17:55:05.522	2:02.034	97.4											
5	17:57:03.380	<b>1:57.858</b>	96.2											
6	17:59:03.959	2:00.579	95.8											
<b>(26) Mellor / Alexander</b>														
1	17:48:57.448	2:08.254	<b>110.4</b>											
2	17:51:00.960	2:03.512	100.4											
3	17:53:03.781	2:02.821	109.0											
4	17:55:04.752	2:00.971	105.7											
5	17:57:06.434	2:01.682	108.0											
6	17:59:06.997	<b>2:00.563</b>	106.6											
<b>(181) Tibbles / Kemp</b>														
1	17:48:55.045	2:05.894	108.7											
2	17:50:58.198	<b>2:03.153</b>	<b>110.4</b>											
3	17:53:02.434	2:04.236	109.0											
4	17:55:08.120	2:05.686	109.0											
5	17:57:14.836	2:06.716	105.7											
6	17:59:23.581	2:08.745	101.1											
<b>(18) Steele / Pither</b>														
1	17:48:58.512	2:08.139	<b>99.8</b>											
2	17:51:02.159	<b>2:03.647</b>	97.2											
3	17:53:06.469	2:04.310	96.9											
4	17:55:13.127	2:06.658	95.9											
5	17:57:19.305	2:06.178	91.1											
6	17:59:28.226	2:08.921	96.2											
<b>(81) Daykin / Daykin</b>														
1	17:48:59.760	2:08.378	96.3											
2	17:51:02.606	2:02.846	<b>99.8</b>											
3	17:53:05.106	<b>2:02.500</b>	97.0											
4	17:55:36.043	2:30.937	93.4											
5	17:57:41.939	2:05.896	95.6											
6	17:59:50.384	2:08.445	85.6											
<b>(15) Arnold / Finlay</b>														
1	17:49:09.168	2:16.891	<b>86.3</b>											
2	17:51:21.194	2:12.026	84.6											
3	17:53:32.933	2:11.739	84.9											
4	17:55:42.592	<b>2:09.659</b>	83.1											
5	17:57:53.152	2:10.560	83.3											
6	18:00:03.735	2:10.583	80.8											
<b>(12) Chandler / Chandler</b>														
1	17:49:01.690	2:10.713	92.9											
2	17:51:05.651	<b>2:03.961</b>	<b>94.8</b>											
3	17:53:13.089	2:07.438	78.8											

Chief Timekeeper:

Clerk of Course:

Weather / Track Condition: Cloudy / Dry

Results: [www.sportstimingservices.com](http://www.sportstimingservices.com)

# Auto 66 - Clubmans Challenge Road Races

Lapchart

Clubmans Super 1 + 2

Cadwell Park 2.173 Miles

Race 1

22/03/2009 10:43

Race started at 10:43:21

Competitors	Laps					
	0	1	2	3	4	
Mick Goodings (10)	1	10	10	10	80	80
Jules Croft (80)	2	80	80	80	10	69
Robert Wilson (57)	3	57	69	69	69	10
Darren Percival (20)	4	20	57	57	57	57
Rich Jennings (65)	5	65	65	110	110	110
Stephen Degnan (43)	6	43	110	43	43	43
Jack Marchant (41)	7	41	43	56	56	56
Scott Watterson (110)	8	110	41	65	19	19
Tim Cavill (108)	9	108	56	41	121	121
Lee Wilson (121)	10	121	121	121	41	41
Mick Gurnhill (19)	11	19	67	19	67	67
Alan Coates (53)	12	53	108	67	108	108
Richard Johnson (56)	13	56	19	108	78	78
Nick Colley (78)	14	78	78	78	137	137
Ian Popplewell (67)	15	67	86	90	90	90
Alan Taylor (34)	16	34	90	86	86	86
Paul Hedison (86)	17	86	53	137	53	53
Steven Parker (69)	18	69	137	53	34	34
Chris Graily (100)	19	100	34	34	100	100
Duane Bliss (58)	20	58	100	100	58	58
John Barker (90)	21	90	58	58		
Simon Long (137)	22	137				

Chief Timekeeper:

Clerk of Course:

Weather / Track Condition: Bright / Dry

Results: [www.sportstimingservices.com](http://www.sportstimingservices.com)

Printed: 22/03/2009 10:53:38

# Auto 66 - Clubmans Challenge Road Races

## Clubmans Super 1 + 2

Cadwell Park 2.173 Miles

### Race 1

22/03/2009 10:43

Race started at 10:43:21

Lap	Time of Day	Lap Tm	SFSpd	Spd
<b>(80) Jules Croft</b>				
1	10:45:07.566	<b>1:43.894</b>	137.3	
2	10:46:46.954	<b>1:39.388</b>	<b>140.2</b>	
3	10:48:24.532	<b>1:37.578</b>	136.8	
4	10:50:02.515	1:37.983	137.9	

Lap	Time of Day	Lap Tm	SFSpd	Spd
<b>(69) Steven Parker</b>				
1	10:45:09.367	1:42.939	136.2	
2	10:46:47.690	<b>1:38.323</b>	<b>137.6</b>	
3	10:48:26.686	1:38.996	137.6	
4	10:50:06.036	1:39.350	136.2	

Lap	Time of Day	Lap Tm	SFSpd	Spd
<b>(10) Mick Goodings</b>				
1	10:45:07.135	1:43.572		
2	10:46:46.953	1:39.817		
3	10:48:26.473	<b>1:39.520</b>		
4	10:50:06.732	1:40.259		

Lap	Time of Day	Lap Tm	SFSpd	Spd
<b>(57) Robert Wilson</b>				
1	10:45:09.662	1:45.721	133.8	
2	10:46:51.188	<b>1:41.526</b>	133.5	
3	10:48:33.046	1:41.858	<b>136.2</b>	
4	10:50:16.957	1:43.911	123.0	

Lap	Time of Day	Lap Tm	SFSpd	Spd
<b>(110) Scott Watterson</b>				
1	10:45:13.796	1:48.607	<b>141.1</b>	
2	10:46:57.509	1:43.713	138.5	
3	10:48:40.742	1:43.233	141.1	
4	10:50:23.935	<b>1:43.193</b>	141.1	

Lap	Time of Day	Lap Tm	SFSpd	Spd
<b>(43) Stephen Degnan</b>				
1	10:45:14.583	1:49.843	134.9	
2	10:47:00.283	1:45.700	134.6	
3	10:48:44.478	1:44.195	<b>135.4</b>	
4	10:50:28.017	<b>1:43.539</b>	135.1	

Lap	Time of Day	Lap Tm	SFSpd	Spd
<b>(56) Richard Johnson</b>				
1	10:45:15.520	1:49.539	115.0	
2	10:47:00.997	1:45.477	119.5	
3	10:48:45.206	1:44.209	116.4	
4	10:50:28.781	<b>1:43.575</b>	<b>119.7</b>	

Lap	Time of Day	Lap Tm	SFSpd	Spd
<b>(19) Mick Gurnhill</b>				
1	10:45:18.403	1:52.888	<b>131.7</b>	
2	10:47:03.217	1:44.814	129.1	
3	10:48:46.317	1:43.100	129.4	
4	10:50:29.258	<b>1:42.941</b>	131.2	

Lap	Time of Day	Lap Tm	SFSpd	Spd
<b>(121) Lee Wilson</b>				
1	10:45:15.713	1:50.343	128.7	
2	10:47:02.482	1:46.769	139.0	
3	10:48:46.396	1:43.914	126.0	
4	10:50:29.612	<b>1:43.216</b>	<b>139.9</b>	

Lap	Time of Day	Lap Tm	SFSpd	Spd
<b>(41) Jack Marchant</b>				
1	10:45:15.456	1:50.693	125.8	
2	10:47:02.387	1:46.931	<b>126.9</b>	
3	10:48:47.469	1:45.082	125.5	
4	10:50:30.056	<b>1:42.587</b>	126.9	

Lap	Time of Day	Lap Tm	SFSpd	Spd
<b>(67) Ian Popplewell</b>				
1	10:45:16.448	<b>1:50.308</b>	<b>110.8</b>	
2	10:47:03.463	<b>1:47.015</b>	110.1	
3	10:48:48.594	<b>1:45.131</b>	109.9	
4	10:50:34.236	1:45.642	104.8	

Lap	Time of Day	Lap Tm	SFSpd	Spd
<b>(108) Tim Cavill</b>				
1	10:45:18.262	1:52.905	129.6	
2	10:47:05.924	1:47.662	<b>132.2</b>	
3	10:48:53.637	1:47.713	131.4	
4	10:50:40.675	<b>1:47.038</b>	132.2	

Lap	Time of Day	Lap Tm	SFSpd	Spd
<b>(78) Nick Colley</b>				
1	10:45:18.705	1:52.689	<b>124.1</b>	
2	10:47:06.314	1:47.609	122.8	
3	10:48:54.046	1:47.732	120.1	
4	10:50:41.009	<b>1:46.963</b>	121.0	

Lap	Time of Day	Lap Tm	SFSpd	Spd
<b>(137) Simon Long</b>				
1	10:45:23.724	1:56.535	119.3	
2	10:47:14.688	1:50.964	<b>123.0</b>	
3	10:49:03.636	1:48.948	118.2	
4	10:50:51.548	<b>1:47.912</b>	122.5	

Lap	Time of Day	Lap Tm	SFSpd	Spd
<b>(90) John Barker</b>				
1	10:45:23.319	1:56.196	<b>120.6</b>	
2	10:47:14.011	1:50.692	120.6	
3	10:49:05.047	1:51.036	119.3	
4	10:50:55.098	<b>1:50.051</b>	119.9	

Lap	Time of Day	Lap Tm	SFSpd	Spd
<b>(86) Paul Hedison</b>				
1	10:45:23.071	1:56.698	<b>120.3</b>	
2	10:47:14.305	<b>1:51.234</b>	119.7	
3	10:49:05.620	1:51.315	116.2	
4	10:50:58.246	1:52.626	115.4	

Lap	Time of Day	Lap Tm	SFSpd	Spd
<b>(53) Alan Coates</b>				
1	10:45:23.492	1:57.689	123.4	
2	10:47:17.694	1:54.202	<b>126.0</b>	
3	10:49:10.472	<b>1:52.778</b>	120.8	
4	10:51:04.353	1:53.881	97.7	

Lap	Time of Day	Lap Tm	SFSpd	Spd
<b>(34) Alan Taylor</b>				
1	10:45:27.050	2:00.892	120.3	
2	10:47:23.527	1:56.477	121.2	
3	10:49:20.059	1:56.532	<b>125.8</b>	
4	10:51:15.318	<b>1:55.259</b>	123.0	

Lap	Time of Day	Lap Tm	SFSpd	Spd
<b>(100) Chris Graily</b>				
1	10:45:27.185	2:00.306	107.3	
2	10:47:24.230	1:57.045	106.8	
3	10:49:20.914	1:56.684	107.8	
4	10:51:15.937	<b>1:55.023</b>	<b>110.6</b>	

Lap	Time of Day	Lap Tm	SFSpd	Spd
<b>(58) Duane Bliss</b>				
1	10:45:29.436	2:02.422	107.8	
2	10:47:25.318	1:55.882	108.1	
3	10:49:21.185	1:55.867	108.7	
4	10:51:16.058	<b>1:54.873</b>	<b>110.6</b>	

Lap	Time of Day	Lap Tm	SFSpd	Spd
<b>(65) Rich Jennings</b>				

Chief Timekeeper:

Clerk of Course:

Weather / Track Condition: Bright / Dry

Results: [www.sportstimingservices.com](http://www.sportstimingservices.com)

**Auto 66 - Clubmans Challenge Road Races**
**Sorted on Laps**
**Clubmans Super 1 + 2**
**Cadwell Park 2.173 Miles**
**Race 1**
**22/03/2009 10:43**
**Race started at 10:43:21**

Pos	No.	Name	Town	Make	Model	Laps	Total Tm	Diff	Avg. Speed	Best Tm
<b>7</b>										
1	56	Richard Johnson	Marinet Road	Suzuki	SV 1000	4	<b>7:07.718</b>		73.158	<b>1:43.575</b>
2	67	Ian Popplewell	Cottingham	Kawasaki	ER6 650	4	<b>7:13.173</b>	5.455	72.237	<b>1:45.131</b>
3	78	Nick Colley	Hull	Yamaha	R6 600	4	<b>7:19.946</b>	12.228	71.125	<b>1:46.963</b>
4	137	Simon Long	Solihull	Yamaha	R6 599	4	<b>7:30.485</b>	22.767	69.461	<b>1:47.912</b>
5	90	John Barker	Thornaby	Honda	CBR 600F	4	<b>7:34.035</b>	26.317	68.918	<b>1:50.051</b>
6	86	Paul Hedison	Gainsborough	Honda	RS 250	4	<b>7:37.183</b>	29.465	68.443	<b>1:51.234</b>
7	100	Chris Graily	Bridlington	Kawasaki	ER6 650	4	<b>7:54.874</b>	47.156	65.894	<b>1:55.023</b>
8	58	Duane Bliss	Nr Goole	Suzuki	SV 650	4	<b>7:54.995</b>	47.277	65.877	<b>1:54.873</b>
<b>8</b>										
1	80	Jules Croft	Lincoln	Yamaha	R1 1000	4	<b>6:41.452</b>		77.945	<b>1:37.578</b>
2	69	Steven Parker	Brigg	Honda	Fireblade 10	4	<b>6:44.973</b>	3.521	77.267	<b>1:38.323</b>
3	10	Mick Goodings	Doncaster	Honda	RR 1000	4	<b>6:45.669</b>	4.217	77.135	<b>1:39.520</b>
4	57	Robert Wilson	Immingham	Kawasaki	ZX10 1000	4	<b>6:55.894</b>	14.442	75.238	<b>1:41.526</b>
5	110	Scott Watterson	Carlisle	Yamaha	R1 1000	4	<b>7:02.872</b>	21.420	73.997	<b>1:43.193</b>
6	43	Stephen Degnan	Darlington	Suzuki	GSXR 1000	4	<b>7:06.954</b>	25.502	73.289	<b>1:43.539</b>
7	19	Mick Gurnhill	Doncaster	Honda	CBR 1000	4	<b>7:08.195</b>	26.743	73.077	<b>1:42.941</b>
8	121	Lee Wilson	Barnsley	Suzuki	K8 1000	4	<b>7:08.549</b>	27.097	73.017	<b>1:43.216</b>
9	41	Jack Marchant	Market Rasen	Yamaha	R6 600	4	<b>7:08.993</b>	27.541	72.941	<b>1:42.587</b>
10	108	Tim Cavill	Heckington	Yamaha	YZFR1 1000	4	<b>7:19.612</b>	38.160	71.179	<b>1:47.038</b>
11	53	Alan Coates	Hull	Yamaha	YZFR1 1000	4	<b>7:43.290</b>	1:01.838	67.541	<b>1:52.778</b>
12	34	Alan Taylor	Knottingley	Suzuki	GSXR 1000	4	<b>7:54.255</b>	1:12.803	65.980	<b>1:55.259</b>
<b>Not classified ()</b>										
	65	Rich Jennings	York	Suzuki	GSXR 1000	2	<b>3:40.985</b>	DNF	70.799	<b>1:48.508</b>
	20	Darren Percival	Whitley Bay	Suzuki	GSKR K5 100		<b>3.035</b>	DNF	-	

**Announcements**

No. 10 - PLEASE CHANGE TRANSPONDER - FAULTY

Margin of Victory	Avg. Speed	Best Lap Tm	Best Spd	Best Lap by
3.521	77.945	1:37.578	80.170	80 - Jules Croft

**Chief Timekeeper:**
**Clerk of Course:**
**Weather / Track Condition: Bright / Dry**
**Results: [www.sportstimingservices.com](http://www.sportstimingservices.com)**

**Auto 66 - Clubmans Challenge Road Races**
**Sorted on Laps**
**Clubmans Super 1 + 2**
**Cadwell Park 2.173 Miles**
**Race 8**
**22/03/2009 13:24**
**Race started at 13:24:01**

Pos	No.	Name	Town	Make	Model	Laps	Total Tm	Diff	Avg. Speed	Best Tm
<b>EVENT 7</b>										
1	56	Richard Johnson	Marinet Road	Suzuki	SV 1000	6	10:29.510		74.561	1:42.837
2	78	Nick Colley	Hull	Yamaha	R6 600	6	10:34.487	4.977	73.976	1:43.342
3	67	Ian Popplewell	Cottingham	Kawasaki	ER6 650	6	10:34.842	5.332	73.935	1:43.847
4	137	Simon Long	Solihull	Yamaha	R6 599	6	10:44.915	15.405	72.780	1:45.275
5	86	Paul Hedison	Gainsborough	Honda	RS 250	6	10:57.022	27.512	71.439	1:44.330
6	90	John Barker	Thornaby	Honda	CBR 600F	6	11:04.508	34.998	70.634	1:48.775
7	100	Chris Graily	Bridlington	Kawasaki	ER6 650	6	11:32.614	1:03.104	67.768	1:53.787
8	58	Duane Bliss	Nr Goole	Suzuki	SV 650	6	11:44.712	1:15.202	66.604	1:53.826

<b>EVENT 8</b>										
1	117	Liam Marchant	North Kelsey	Yamaha	R1 1000	6	9:57.155		78.601	1:36.818
2	69	Steven Parker	Brigg	Honda	Fireblade 10	6	9:58.896	1.741	78.372	1:38.401
3	10	Mick Goodings	Doncaster	Honda	RR 1000	6	10:02.900	5.745	77.852	1:38.073
4	57	Robert Wilson	Immingham	Kawasaki	ZX10 1000	6	10:06.780	9.625	77.354	1:37.913
5	110	Scott Watterson	Carlisle	Yamaha	R1 1000	6	10:09.423	12.268	77.018	1:39.927
6	121	Lee Wilson	Barnsley	Suzuki	K8 1000	6	10:09.776	12.621	76.974	1:39.834
7	133	Steven Kelly	Blyth	Suzuki	K5 1000	6	10:12.774	15.619	76.597	1:39.615
8	19	Mick Gurnhill	Doncaster	Honda	CBR 1000	6	10:17.751	20.596	75.980	1:41.641
9	65	Rich Jennings	York	Suzuki	GSXR 1000	6	10:28.389	31.234	74.694	1:41.138
10	43	Stephen Degnan	Darlington	Suzuki	GSXR 1000	6	10:34.042	36.887	74.028	1:43.639
11	53	Alan Coates	Hull	Yamaha	YZFR1 1000	6	11:16.839	1:19.684	69.347	1:50.284
12	34	Alan Taylor	Knottingley	Suzuki	GSXR 1000	6	11:46.625	1:49.470	66.424	1:53.597

**Not classified ()**

41	Jack Marchant	Market Rasen	Yamaha	R6 600	5	8:34.852	DNF	75.971	1:41.090
108	Tim Cavill	Heckington	Yamaha	YZFR1 1000	4	7:10.053	DNF	72.761	1:45.389

Margin of Victory	Avg. Speed	Best Lap Tm	Best Spd	Best Lap by
1.741	78.601	1:36.818	80.799	117 - Liam Marchant

**Chief Timekeeper:**
**Clerk of Course:**
**Weather / Track Condition: Cloudy / Dry**
**Results: [www.sportstimingservices.com](http://www.sportstimingservices.com)**

# Auto 66 - Clubmans Challenge Road Races

Lapchart

Clubmans Super 1 + 2

Cadwell Park 2.173 Miles

Race 8

22/03/2009 13:24

Race started at 13:24:01

Competitors	Laps							
	0	1	2	3	4	5	6	
Mick Goodings (10)	1	10	69	69	69	57	57	117
Steven Parker (69)	2	69	57	57	57	69	69	69
Scott Watterson (110)	3	110	110	110	110	117	117	10
Robert Wilson (57)	4	57	10	10	10	110	10	57
Mick Gurnhill (19)	5	19	19	121	117	10	110	110
Richard Johnson (56)	6	56	121	117	121	121	121	121
Tim Cavill (108)	7	108	41	19	19	19	133	133
Ian Popplewell (67)	8	67	117	41	41	133	41	19
Lee Wilson (121)	9	121	108	133	133	41	19	65
Jack Marchant (41)	10	41	43	108	56	56	56	56
Stephen Degnan (43)	11	43	56	56	108	65	65	43
Nick Colley (78)	12	78	133	43	43	43	43	78
Simon Long (137)	13	137	67	65	65	78	78	67
John Barker (90)	14	90	78	67	78	67	67	137
Paul Hedison (86)	15	86	86	78	67	86	137	86
Steven Kelly (133)	16	133	65	86	86	108	86	90
Alan Coates (53)	17	53	137	137	137	90	53	53
Rich Jennings (65)	18	65	90	90	90	90	53	100
Duane Bliss (58)	19	58	53	53	53	53	100	58
Liam Marchant (117)	20	117	100	100	100	100	58	34
Chris Graily (100)	21	100	34	34	34	34	34	
Alan Taylor (34)	22	34	58	58	58	58		

Chief Timekeeper:

Clerk of Course:

Weather / Track Condition: Cloudy / Dry

Results: [www.sportstimingservices.com](http://www.sportstimingservices.com)

Printed: 22/03/2009 13:38:20

# Auto 66 - Clubmans Challenge Road Races

## Clubmans Super 1 + 2

Cadwell Park 2.173 Miles

### Race 8

22/03/2009 13:24

Race started at 13:24:01

Lap	Time of Day	Lap Tm	SFSpd	Spd
<b>(117) Liam Marchant</b>				
1	13:25:50.478	1:44.387	141.7	
2	13:27:29.660	1:39.182	142.9	
3	13:29:07.778	1:38.118	142.9	
4	13:30:45.234	1:37.456	142.0	
5	13:32:22.114	1:36.880	143.2	
6	13:33:58.932	1:36.818	141.7	

Lap	Time of Day	Lap Tm	SFSpd	Spd
<b>(69) Steven Parker</b>				
1	13:25:45.620	1:42.597	139.9	
2	13:27:24.418	1:38.798	141.4	
3	13:29:02.819	1:38.401	139.9	
4	13:30:43.006	1:40.187	140.8	
5	13:32:21.851	1:38.845	141.4	
6	13:34:00.673	1:38.822	141.4	

Lap	Time of Day	Lap Tm	SFSpd	Spd
<b>(10) Mick Goodings</b>				
1	13:25:47.334	1:44.326	142.3	
2	13:27:27.538	1:40.204	142.0	
3	13:29:07.469	1:39.931	142.3	
4	13:30:48.209	1:40.740	142.9	
5	13:32:26.282	1:38.073	140.2	
6	13:34:04.677	1:38.395	141.1	

Lap	Time of Day	Lap Tm	SFSpd	Spd
<b>(57) Robert Wilson</b>				
1	13:25:46.868	1:43.519	142.6	
2	13:27:25.016	1:38.148	142.6	
3	13:29:03.381	1:38.365	143.8	
4	13:30:41.557	1:38.176	142.6	
5	13:32:19.470	1:37.913	138.2	
6	13:34:08.557	1:49.087	136.5	

Lap	Time of Day	Lap Tm	SFSpd	Spd
<b>(110) Scott Watterson</b>				
1	13:25:47.139	1:43.835	145.4	
2	13:27:27.284	1:40.145	146.6	
3	13:29:07.211	1:39.927	146.6	
4	13:30:48.070	1:40.859	145.7	
5	13:32:30.549	1:42.479	145.7	
6	13:34:11.200	1:40.651	146.6	

Lap	Time of Day	Lap Tm	SFSpd	Spd
<b>(121) Lee Wilson</b>				
1	13:25:48.433	1:43.990	142.9	
2	13:27:28.267	1:39.834	145.1	
3	13:29:08.241	1:39.974	147.0	
4	13:30:48.719	1:40.478	146.0	
5	13:32:31.043	1:42.324	146.0	
6	13:34:11.553	1:40.510	146.6	

Lap	Time of Day	Lap Tm	SFSpd	Spd
<b>(133) Steven Kelly</b>				
1	13:25:53.063	1:47.288	144.4	
2	13:27:34.870	1:41.807	144.7	
3	13:29:15.079	1:40.209	143.8	
4	13:30:54.694	1:39.615	145.1	
5	13:32:34.494	1:39.800	144.4	
6	13:34:14.551	1:40.057	139.9	

Lap	Time of Day	Lap Tm	SFSpd	Spd
<b>(19) Mick Gunhill</b>				
1	13:25:48.035	1:43.822	136.8	
2	13:27:29.676	1:41.641	133.5	
3	13:29:11.864	1:42.188	134.9	

Lap	Time of Day	Lap Tm	SFSpd	Spd
4	13:30:54.127	1:42.263	134.3	
5	13:32:36.969	1:42.842	134.6	
6	13:34:19.528	1:42.559	134.3	

Lap	Time of Day	Lap Tm	SFSpd	Spd
<b>(65) Rich Jennings</b>				
1	13:25:54.943	1:48.970	143.8	
2	13:27:38.565	1:43.622	145.4	
3	13:29:23.602	1:45.037	144.1	
4	13:31:06.457	1:42.855	142.6	
5	13:32:49.028	1:42.571	143.8	
6	13:34:30.166	1:41.138	143.5	

Lap	Time of Day	Lap Tm	SFSpd	Spd
<b>(56) Richard Johnson</b>				
1	13:25:52.992	1:48.649	124.1	
2	13:27:37.863	1:44.871	121.0	
3	13:29:21.528	1:43.665	121.9	
4	13:31:05.320	1:43.792	121.2	
5	13:32:48.157	1:42.837	120.1	
6	13:34:31.287	1:43.130	122.3	

Lap	Time of Day	Lap Tm	SFSpd	Spd
<b>(43) Stephen Degnan</b>				
1	13:25:52.899	1:48.403	139.6	
2	13:27:38.173	1:45.274	139.0	
3	13:29:23.551	1:45.378	140.8	
4	13:31:08.056	1:44.505	137.3	
5	13:32:51.695	1:43.639	139.9	
6	13:34:35.819	1:44.124	134.6	

Lap	Time of Day	Lap Tm	SFSpd	Spd
<b>(78) Nick Colley</b>				
1	13:25:54.099	1:49.294	128.9	
2	13:27:39.282	1:45.183	127.7	
3	13:29:24.382	1:45.100	126.2	
4	13:31:08.688	1:44.306	125.1	
5	13:32:52.030	1:43.342	125.8	
6	13:34:36.264	1:44.234	122.1	

Lap	Time of Day	Lap Tm	SFSpd	Spd
<b>(67) Ian Popplewell</b>				
1	13:25:53.769	1:49.374	114.0	
2	13:27:39.057	1:45.288	115.4	
3	13:29:24.566	1:45.509	113.8	
4	13:31:08.915	1:44.349	113.0	
5	13:32:52.762	1:43.847	114.4	
6	13:34:36.619	1:43.857	111.4	

Lap	Time of Day	Lap Tm	SFSpd	Spd
<b>(137) Simon Long</b>				
1	13:25:56.625	1:51.599	124.1	
2	13:27:41.900	1:45.275	123.4	
3	13:29:27.749	1:45.849	122.5	
4	13:31:14.531	1:46.782	122.8	
5	13:33:00.783	1:46.252	123.2	
6	13:34:46.692	1:45.909	125.1	

Lap	Time of Day	Lap Tm	SFSpd	Spd
<b>(86) Paul Hedison</b>				
1	13:25:54.810	1:49.255	124.4	
2	13:27:39.839	1:45.029	121.7	
3	13:29:24.908	1:45.069	124.6	
4	13:31:09.238	1:44.330	123.4	
5	13:33:12.708	2:03.470	122.1	
6	13:34:58.799	1:46.091	121.4	

Lap	Time of Day	Lap Tm	SFSpd	Spd
<b>(90) John Barker</b>				

Lap	Time of Day	Lap Tm	SFSpd	Spd
1	13:25:58.520	1:53.249	122.8	
2	13:27:48.056	1:49.536	123.4	
3	13:29:38.468	1:50.412	121.4	
4	13:31:28.664	1:50.196	121.4	
5	13:33:17.439	1:48.775	124.4	
6	13:35:06.285	1:48.846	124.4	

Lap	Time of Day	Lap Tm	SFSpd	Spd
<b>(53) Alan Coates</b>				
1	13:26:01.522	1:55.733	129.9	
2	13:27:53.150	1:51.628	127.4	
3	13:29:44.768	1:51.618	122.8	
4	13:31:35.606	1:50.838	119.1	
5	13:33:25.890	1:50.284	122.5	
6	13:35:18.616	1:52.726	83.9	

Lap	Time of Day	Lap Tm	SFSpd	Spd
<b>(100) Chris Grailly</b>				
1	13:26:02.703	1:56.594	111.7	
2	13:27:56.803	1:54.100	111.9	
3	13:29:51.196	1:54.393	110.3	
4	13:31:44.983	1:53.787	111.9	
5	13:33:39.800	1:54.817	109.2	
6	13:35:34.391	1:54.591	109.0	

Lap	Time of Day	Lap Tm	SFSpd	Spd
<b>(58) Duane Bliss</b>				
1	13:26:07.219	2:01.129	111.7	
2	13:28:03.771	1:56.552	110.4	
3	13:30:01.452	1:57.681	111.7	
4	13:31:58.748	1:57.296	111.4	
5	13:33:52.574	1:53.826	111.4	
6	13:35:46.489	1:53.915	110.4	

Lap	Time of Day	Lap Tm	SFSpd	Spd
<b>(34) Alan Taylor</b>				
1	13:26:05.972	1:59.488	126.9	
2	13:28:03.200	1:57.228	124.8	
3	13:30:00.999	1:57.799	121.9	
4	13:31:58.301	1:57.302	123.2	
5	13:33:54.805	1:56.504	128.4	
6	13:35:48.402	1:53.597	122.5	

Lap	Time of Day	Lap Tm	SFSpd	Spd
<b>(41) Jack Marchant</b>				
1	13:25:49.816	1:45.325	130.7	
2	13:27:31.177	1:41.361	128.4	
3	13:29:12.267	1:41.090	131.4	
4	13:30:55.030	1:42.763	124.6	
5	13:32:36.629	1:41.599	129.4	

Lap	Time of Day	Lap Tm	SFSpd	Spd
<b>(108) Tim Cavill</b>				
1	13:25:52.068	1:47.680	134.6	
2	13:27:37.845	1:45.777	136.2	
3	13:29:23.234	1:45.389	135.4	
4	13:31:11.830	1:48.596	131.9	

Chief Timekeeper:

Clerk of Course:

Weather / Track Condition: Cloudy / Dry

Results: [www.sportstimingservices.com](http://www.sportstimingservices.com)

**Auto 66 - Clubmans Challenge Road Races**
**Sorted on Laps**
**Clubmans Super 1 + 2**
**Cadwell Park 2.173 Miles**
**Race 16**
**22/03/2009 15:59**
**Race started at 15:59:23**

Pos	No.	Name	Town	Make	Model	Laps	Total Tm	Diff	Avg. Speed	Best Tm
<b>EVENT 7</b>										
1	56	Richard Johnson	Marinet Road	Suzuki	SV 1000	6	10:25.074		75.090	1:41.600
2	67	Ian Popplewell	Cottingham	Kawasaki	ER6 650	6	10:29.695	4.621	74.539	1:42.353
3	86	Paul Hedison	Gainsborough	Honda	RS 250	6	10:30.021	4.947	74.500	1:42.187
4	78	Nick Colley	Hull	Yamaha	R6 600	6	10:45.976	20.902	72.660	1:43.335
5	90	John Barker	Thornaby	Honda	CBR 600F	6	11:09.062	43.988	70.153	1:48.390
6	100	Chris Graily	Bridlington	Kawasaki	ER6 650	6	11:28.860	1:03.786	68.137	1:52.697
7	58	Duane Bliss	Nr Goole	Suzuki	SV 650	6	11:29.015	1:03.941	68.122	1:49.481

<b>EVENT 8</b>										
1	117	Liam Marchant	North Kelsey	Yamaha	R1 1000	6	9:48.535		79.752	1:36.230
2	10	Mick Goodings	Doncaster	Honda	RR 1000	6	9:55.311	6.776	78.844	1:37.293
3	69	Steven Parker	Brigg	Honda	Fireblade 1000	6	10:02.642	14.107	77.885	1:38.681
4	133	Steven Kelly	Blyth	Suzuki	K5 1000	6	10:03.675	15.140	77.752	1:37.617
5	121	Lee Wilson	Barnsley	Suzuki	K8 1000	6	10:15.597	27.062	76.246	1:40.971
6	19	Mick Gurnhill	Doncaster	Honda	CBR 1000	6	10:17.354	28.819	76.029	1:40.445
7	65	Rich Jennings	York	Suzuki	GSXR 1000	6	10:21.889	33.354	75.475	1:42.499
8	108	Tim Cavill	Heckington	Yamaha	YZFR1 1000	6	10:39.273	50.738	73.422	1:44.894
9	53	Alan Coates	Hull	Yamaha	YZFR1 1000	6	11:02.319	1:13.784	70.867	1:48.257
10	34	Alan Taylor	Knottingley	Suzuki	GSXR 1000	5	9:50.590	1 Lap	66.229	1:55.942

**Not classified ()**

110	Scott Watterson	Carlisle	Yamaha	R1 1000	4	6:50.130	DNF	76.296	1:40.885
43	Stephen Degnan	Darlington	Suzuki	GSXR 1000	2	3:35.817	DNF	72.495	1:45.922

**Margin of Victory**
**Avg. Speed**
**Best Lap Tm**
**Best Spd**
**Best Lap by**

6.776

79.752

1:36.230

81.293

117 - Liam Marchant

**Chief Timekeeper:**
**Clerk of Course:**
**Weather / Track Condition: Cloudy / Dry**
**Results: [www.sportstimingservices.com](http://www.sportstimingservices.com)**

# Auto 66 - Clubmans Challenge Road Races

Lapchart

Clubmans Super 1 + 2

Cadwell Park 2.173 Miles

Race 16

22/03/2009 15:59

Race started at 15:59:23

Competitors	Laps						
	0	1	2	3	4	5	6
Liam Marchant (117)	1	117	117	117	117	117	117
Steven Parker (69)	2	69	69	69	10	10	10
Mick Goodings (10)	3	10	110	10	69	69	69
Scott Watterson (110)	4	110	10	110	110	133	133
Lee Wilson (121)	5	121	121	121	133	110	121
Rich Jennings (65)	6	65	65	133	121	121	19
Steven Kelly (133)	7	133	133	65	65	19	65
Stephen Degnan (43)	8	43	43	19	19	65	56
Alan Taylor (34)	9	34	108	56	56	86	67
Tim Cavill (108)	10	108	56	43	108	86	67
Mick Gurnhill (19)	11	19	19	108	67	67	108
Alan Coates (53)	12	53	67	67	86	108	78
Ian Popplewell (67)	13	67	86	86	53	78	53
Nick Colley (78)	14	78	53	53	78	53	90
Richard Johnson (56)	15	56	90	90	90	90	100
Paul Hedison (86)	16	86	78	78	100	100	58
John Barker (90)	17	90	100	100	34	58	34
Chris Graily (100)	18	100	34	34	58	34	
Duane Bliss (58)	19	58	58	58			

Chief Timekeeper:

Clerk of Course:

Weather / Track Condition: Cloudy / Dry

Results: [www.sportstimingservices.com](http://www.sportstimingservices.com)

Printed: 22/03/2009 16:12:43

# Auto 66 - Clubmans Challenge Road Races

## Clubmans Super 1 + 2

Cadwell Park 2.173 Miles

### Race 16

22/03/2009 15:59

Race started at 15:59:23

Lap	Time of Day	Lap Tm	SFSpd	Spd
<b>(117) Liam Marchant</b>				
1	16:01:03.200	1:39.025	145.1	
2	16:02:39.430	1:36.230	146.6	
3	16:04:16.636	1:37.206	<b>147.3</b>	
4	16:05:53.768	1:37.132	145.7	
5	16:07:31.026	1:37.258	146.3	
6	16:09:11.617	1:40.591	142.6	

Lap	Time of Day	Lap Tm	SFSpd	Spd
<b>(10) Mick Goodings</b>				
1	16:01:08.898	1:44.350		
2	16:02:47.601	1:38.703		
3	16:04:24.894	1:37.293		
4	16:06:02.346	1:37.452		
5	16:07:39.752	1:37.406		
6	16:09:18.393	1:38.641		

Lap	Time of Day	Lap Tm	SFSpd	Spd
<b>(69) Steven Parker</b>				
1	16:01:08.454	1:44.036	143.5	
2	16:02:47.396	1:38.942	145.4	
3	16:04:27.538	1:40.142	143.2	
4	16:06:07.039	1:39.501	142.0	
5	16:07:47.043	1:40.004	145.7	
6	16:09:25.724	1:38.681	<b>146.3</b>	

Lap	Time of Day	Lap Tm	SFSpd	Spd
<b>(133) Steven Kelly</b>				
1	16:01:10.600	1:45.110	<b>149.9</b>	
2	16:02:51.387	1:40.787	147.9	
3	16:04:31.824	1:40.437	149.6	
4	16:06:10.975	1:39.151	147.9	
5	16:07:49.140	1:38.165	149.6	
6	16:09:26.757	1:37.617	148.6	

Lap	Time of Day	Lap Tm	SFSpd	Spd
<b>(121) Lee Wilson</b>				
1	16:01:09.096	1:43.954	144.4	
2	16:02:51.302	1:42.206	<b>152.3</b>	
3	16:04:32.634	1:41.332	146.6	
4	16:06:13.605	1:40.971	148.6	
5	16:07:55.175	1:41.570	144.7	
6	16:09:38.679	1:43.504	136.5	

Lap	Time of Day	Lap Tm	SFSpd	Spd
<b>(19) Mick Gurnhill</b>				
1	16:01:14.595	1:48.145	139.6	
2	16:02:56.782	1:42.187	138.2	
3	16:04:37.375	1:40.593	<b>140.8</b>	
4	16:06:18.130	1:40.755	138.5	
5	16:07:59.991	1:41.861	139.3	
6	16:09:40.436	1:40.445	140.2	

Lap	Time of Day	Lap Tm	SFSpd	Spd
<b>(65) Rich Jennings</b>				
1	16:01:10.418	1:45.061	147.6	
2	16:02:53.214	1:42.796	<b>149.9</b>	
3	16:04:36.294	1:43.080	146.3	
4	16:06:19.055	1:42.761	149.9	
5	16:08:01.554	1:42.499	148.3	
6	16:09:44.971	1:43.417	142.3	

Lap	Time of Day	Lap Tm	SFSpd	Spd
<b>(56) Richard Johnson</b>				
1	16:01:14.342	1:47.182	124.8	
2	16:02:57.417	1:43.075	<b>130.1</b>	
3	16:04:39.017	1:41.600	126.9	

Lap	Time of Day	Lap Tm	SFSpd	Spd
4	16:06:21.717	1:42.700	123.9	
5	16:08:04.367	1:42.650	123.0	
6	16:09:48.156	1:43.789	126.9	

Lap	Time of Day	Lap Tm	SFSpd	Spd
<b>(67) Ian Popplewell</b>				
1	16:01:14.927	1:47.971	117.2	
2	16:02:59.514	1:44.587	116.4	
3	16:04:44.424	1:44.910	115.4	
4	16:06:27.622	1:43.198	117.6	
5	16:08:10.424	1:42.802	<b>117.8</b>	
6	16:09:52.777	1:42.353	114.6	

Lap	Time of Day	Lap Tm	SFSpd	Spd
<b>(86) Paul Hedison</b>				
1	16:01:17.313	1:49.885	126.5	
2	16:03:00.806	1:43.493	128.7	
3	16:04:44.999	1:44.193	<b>128.9</b>	
4	16:06:27.186	1:42.187	124.6	
5	16:08:09.990	1:42.804	125.1	
6	16:09:53.103	1:43.113	128.2	

Lap	Time of Day	Lap Tm	SFSpd	Spd
<b>(108) Tim Cavill</b>				
1	16:01:14.217	1:47.849	138.2	
2	16:02:59.388	1:45.171	134.9	
3	16:04:44.282	1:44.894	139.3	
4	16:06:30.111	1:45.829	<b>139.6</b>	
5	16:08:16.361	1:46.250	138.2	
6	16:10:02.355	1:45.994	138.2	

Lap	Time of Day	Lap Tm	SFSpd	Spd
<b>(78) Nick Colley</b>				
1	16:01:19.546	1:52.538	128.4	
2	16:03:07.976	1:48.430	127.9	
3	16:04:57.218	1:49.242	126.0	
4	16:06:41.607	1:44.389	127.9	
5	16:08:24.942	1:43.335	<b>128.9</b>	
6	16:10:09.058	1:44.116	127.4	

Lap	Time of Day	Lap Tm	SFSpd	Spd
<b>(53) Alan Coates</b>				
1	16:01:19.037	1:52.437	<b>134.6</b>	
2	16:03:07.712	1:48.675	133.0	
3	16:04:56.923	1:49.211	133.0	
4	16:06:45.180	1:48.257	130.9	
5	16:08:34.172	1:48.992	119.3	
6	16:10:25.401	1:51.229	118.6	

Lap	Time of Day	Lap Tm	SFSpd	Spd
<b>(90) John Barker</b>				
1	16:01:19.427	1:51.686	126.9	
2	16:03:07.817	1:48.390	127.7	
3	16:04:57.292	1:49.475	124.4	
4	16:06:50.661	1:53.369	127.2	
5	16:08:41.974	1:51.313	<b>128.2</b>	
6	16:10:32.144	1:50.170	126.2	

Lap	Time of Day	Lap Tm	SFSpd	Spd
<b>(100) Chris Graily</b>				
1	16:01:24.985	1:56.828	112.7	
2	16:03:17.682	1:52.697	<b>114.8</b>	
3	16:05:11.433	1:53.751	110.4	
4	16:07:05.429	1:53.996	111.4	
5	16:08:59.177	1:53.748	112.1	
6	16:10:51.942	1:52.765	112.1	

**(58) Duane Bliss**

Chief Timekeeper:

Clerk of Course:

Weather / Track Condition: Cloudy / Dry

Results: [www.sportstimingservices.com](http://www.sportstimingservices.com)

**Auto 66 - Clubmans Challenge Road Races**
**Sorted on Laps**
**Cadwell Masters**
**Cadwell Park 2.173 Miles**
**Race 7**
**22/03/2009 12:28**
**Race started at 12:28:56**

Pos	No.	Name	Town	Make	Model	Laps	Total Tm	Diff	Avg. Speed	Best Tm
<b>EVENT 9</b>										
1	10	Mick Goodings	Doncaster	Honda	RR 1000	4	<b>6:36.957</b>		78.828	<b>1:37.694</b>
2	89	<b>Grahame Frear</b>	<b>Winterton</b>	<b>Kawasaki</b>	<b>ZXR 750</b>	4	<b>6:41.420</b>	4.463	77.951	<b>1:37.212</b>
3	69	Steven Parker	Brigg	Honda	Fireblade 10	4	<b>6:41.875</b>	4.918	77.863	1:38.010
4	120	Nathan Pallett	Cubley	Yamaha	R6 600	4	<b>6:44.026</b>	7.069	77.448	1:39.239
5	117	Liam Marchant	North Kelsey	Yamaha	R1 1000	4	<b>6:45.121</b>	8.164	77.239	1:38.990
6	57	Robert Wilson	Immingham	Kawasaki	ZX10 1000	4	<b>6:45.561</b>	8.604	77.155	1:39.364
7	21	Richard Gibson	South Cave	Yamaha	R6 600	4	<b>6:45.828</b>	8.871	77.105	1:39.278
8	24	Sonnie Ferguson	Barwick	Yamaha	R6 600	4	<b>6:50.053</b>	13.096	76.310	1:40.498
9	17	Mark Goodings	Doncaster	Yamaha	R6 600	4	<b>6:50.531</b>	13.574	76.221	1:39.597
10	121	Lee Wilson	Barnsley	Suzuki	K8 1000	4	<b>6:51.147</b>	14.190	76.107	1:40.212
11	50	George Stainthorp	Saltburn	Yamaha	R6 600	4	<b>6:53.268</b>	16.311	75.716	1:40.314
12	43	Stephen Degnan	Darlington	Suzuki	GSXR 1000	4	<b>7:02.926</b>	25.969	73.987	1:43.066
13	19	Mick Gurnhill	Doncaster	Honda	CBR 1000	4	<b>7:03.035</b>	26.078	73.968	1:43.196
14	65	Rich Jennings	York	Suzuki	GSXR 1000	4	<b>7:03.726</b>	26.769	73.848	1:42.871
15	33	Gary Graves	Thorngumbald	Suzuki	GSXR 750	4	<b>7:10.345</b>	33.388	72.712	1:44.335
16	108	Tim Cavill	Heckington	Yamaha	YZFR1 1000	4	<b>7:11.507</b>	34.550	72.516	1:44.701
17	11	Rodger Wibberley	Huddersfield	Kawasaki	ZX10 1000	4	<b>7:12.073</b>	35.116	72.421	1:44.332
18	61	Peter Sims	Hornsea	Yamaha	R6 600	4	<b>7:19.468</b>	42.511	71.202	1:46.719
19	22	Neil Mizon	Market Weighton	Yamaha	R6 600	4	<b>7:33.611</b>	56.654	68.982	1:50.231
20	84	David Cook	Bedford	Honda	CBR 600	4	<b>7:35.235</b>	58.278	68.736	1:50.694
21	53	Alan Coates	Hull	Yamaha	YZFR1 1000	4	<b>7:36.184</b>	59.227	68.593	1:51.030
22	62	Martin Atkinson	Holme on Spalding	Honda	CBR 600	4	<b>7:52.074</b>	1:15.117	66.285	1:54.696

Margin of Victory	Avg. Speed	Best Lap Tm	Best Spd	Best Lap by
4.463	78.828	1:37.212	80.472	89 - Grahame Frear

**Chief Timekeeper:**
**Clerk of Course:**
**Weather / Track Condition: Bright / Dry**
**Results: [www.sportstimingservices.com](http://www.sportstimingservices.com)**

# Auto 66 - Clubmans Challenge Road Races

Lapchart

Cadwell Masters

Cadwell Park 2.173 Miles

Race 7

22/03/2009 12:28

Race started at 12:28:56

Competitors	Laps					
	0	1	2	3	4	
Nathan Pallett (120)	1	120	10	10	10	10
Mark Goodings (17)	2	17	120	120	69	89
Richard Gibson (21)	3	21	57	69	89	69
Mick Goodings (10)	4	10	69	57	120	120
George Stainthorp (50)	5	50	117	21	57	117
Robert Wilson (57)	6	57	21	117	21	57
Sonnie Ferguson (24)	7	24	24	89	117	21
Liam Marchant (117)	8	117	50	24	24	24
Steven Parker (69)	9	69	121	121	17	17
Stephen Degnan (43)	10	43	89	17	121	121
Lee Wilson (121)	11	121	17	50	50	50
Tim Cavill (108)	12	108	43	43	43	43
Rich Jennings (65)	13	65	19	19	19	19
Mick Gurnhill (19)	14	19	108	108	65	65
Rodger Wibberley (11)	15	11	65	65	108	33
Gary Graves (33)	16	33	11	11	11	108
Peter Sims (61)	17	61	33	33	33	11
Neil Mizon (22)	18	22	61	61	61	61
Grahame Frear (89)	19	89	22	22	84	22
David Cook (84)	20	84	84	84	22	84
Alan Coates (53)	21	53	53	53	53	53
Martin Atkinson (62)	22	62	62	62	62	62

Chief Timekeeper:

Clerk of Course:

Weather / Track Condition: Bright / Dry

Results: [www.sportstimingservices.com](http://www.sportstimingservices.com)

Printed: 22/03/2009 12:38:29

# Auto 66 - Clubmans Challenge Road Races

## Cadwell Masters

Cadwell Park 2.173 Miles

### Race 7

22/03/2009 12:28

Race started at 12:28:56

Lap Time of Day Lap Tm SFSpd Spd

(10) Mick Goodings

1	12:30:39.873	1:40.588	139.0
2	12:32:17.567	1:37.694	137.9
3	12:33:55.385	1:37.818	139.3
4	12:35:33.410	1:38.025	140.5

(89) Grahame Frear

1	12:30:45.517	1:44.000	138.8
2	12:32:23.394	1:37.877	142.3
3	12:34:00.661	1:37.267	141.4
4	12:35:37.873	1:37.212	140.8

(69) Steven Parker

1	12:30:42.701	1:42.525	139.9
2	12:32:21.580	1:38.879	141.1
3	12:33:59.590	1:38.010	141.1
4	12:35:38.328	1:38.738	142.3

(120) Nathan Pallett

1	12:30:41.969	1:43.251	130.7
2	12:32:21.546	1:39.577	131.2
3	12:34:00.785	1:39.239	130.4
4	12:35:40.479	1:39.694	130.7

(117) Liam Marchant

1	12:30:43.257	1:43.107	139.9
2	12:32:23.334	1:40.077	140.8
3	12:34:02.584	1:39.250	141.4
4	12:35:41.574	1:38.990	139.0

(57) Robert Wilson

1	12:30:42.521	1:42.964	139.6
2	12:32:22.684	1:40.163	141.4
3	12:34:02.048	1:39.364	142.0
4	12:35:42.014	1:39.966	141.7

(21) Richard Gibson

1	12:30:43.676	1:44.443	133.0
2	12:32:22.954	1:39.278	133.0
3	12:34:02.316	1:39.362	134.0
4	12:35:42.281	1:39.965	134.0

(24) Sonnie Ferguson

1	12:30:44.244	1:44.681	129.9
2	12:32:24.988	1:40.744	130.1
3	12:34:05.486	1:40.498	129.6
4	12:35:46.506	1:41.020	129.6

(17) Mark Goodings

1	12:30:46.447	1:47.724	130.9
2	12:32:27.477	1:41.030	133.5
3	12:34:07.074	1:39.597	131.9
4	12:35:46.984	1:39.910	133.2

(121) Lee Wilson

1	12:30:45.453	1:44.899	141.7
2	12:32:26.972	1:41.519	140.8
3	12:34:07.388	1:40.416	139.6
4	12:35:47.600	1:40.212	143.2

Lap Time of Day Lap Tm SFSpd Spd

(50) George Stainthorp

1	12:30:44.697	1:45.404	127.2
2	12:32:27.894	1:43.197	126.9
3	12:34:08.208	1:40.314	126.9
4	12:35:49.721	1:41.513	109.0

(43) Stephen Degnan

1	12:30:48.558	1:48.116	136.2
2	12:32:32.370	1:43.812	137.1
3	12:34:15.436	1:43.066	137.1
4	12:35:59.379	1:43.943	134.6

(19) Mick Gurnhill

1	12:30:49.005	1:48.128	134.3
2	12:32:32.566	1:43.561	132.5
3	12:34:15.762	1:43.196	133.8
4	12:35:59.488	1:43.726	132.5

(65) Rich Jennings

1	12:30:50.054	1:49.265	141.4
2	12:32:34.356	1:44.302	142.9
3	12:34:17.308	1:42.952	142.0
4	12:36:00.179	1:42.871	142.3

(33) Gary Graves

1	12:30:51.482	1:50.293	127.2
2	12:32:35.817	1:44.335	127.4
3	12:34:21.806	1:45.989	127.7
4	12:36:06.798	1:44.992	125.3

(108) Tim Cavill

1	12:30:49.604	1:48.852	134.0
2	12:32:34.305	1:44.701	134.6
3	12:34:20.551	1:46.246	134.6
4	12:36:07.960	1:47.409	131.2

(11) Rodger Wibberley

1	12:30:50.942	1:49.822	135.9
2	12:32:35.274	1:44.332	135.9
3	12:34:21.404	1:46.130	135.7
4	12:36:08.526	1:47.122	128.9

(61) Peter Sims

1	12:30:52.338	1:51.083	123.2
2	12:32:39.057	1:46.719	121.2
3	12:34:27.593	1:48.536	122.8
4	12:36:15.921	1:48.328	121.0

(22) Neil Mizon

1	12:30:55.073	1:53.654	126.7
2	12:32:48.387	1:53.314	125.8
3	12:34:39.833	1:51.446	128.2
4	12:36:30.064	1:50.231	126.0

(84) David Cook

1	12:30:55.960	1:53.935	122.5
2	12:32:49.001	1:53.041	121.4
3	12:34:39.695	1:50.694	120.6
4	12:36:31.688	1:51.993	120.6

(53) Alan Coates

Chief Timekeeper:

Clerk of Course:

Weather / Track Condition: Bright / Dry

Results: [www.sportstimingservices.com](http://www.sportstimingservices.com)

**Auto 66 - Clubmans Challenge Road Races**
**Sorted on Laps**
**Cadwell Masters**
**Cadwell Park 2.173 Miles**
**Race 15**
**22/03/2009 15:32**
**Race started at 15:32:31**

Pos	No.	Name	Town	Make	Model	Laps	Total Tm	Diff	Avg. Speed	Best Tm
<b>EVENT 9</b>										
1	89	Grahame Frear	Winterton	Kawasaki	ZXR 750	6	9:46.787		79.990	1:35.928
2	10	Mick Goodings	Doncaster	Honda	RR 1000	6	9:49.678	2.891	79.597	1:36.132
3	117	Liam Marchant	North Kelsey	Yamaha	R1 1000	6	9:51.047	4.260	79.413	1:36.455
4	21	Richard Gibson	South Cave	Yamaha	R6 600	6	9:58.423	11.636	78.434	1:36.704
5	57	Robert Wilson	Immingham	Kawasaki	ZX10 1000	6	10:05.886	19.099	77.468	1:38.213
6	69	Steven Parker	Brigg	Honda	Fireblade 1000	6	10:05.931	19.144	77.462	1:38.277
7	80	Jules Croft	Lincoln	Yamaha	R1 1000	6	10:06.813	20.026	77.350	1:38.049
8	17	Mark Goodings	Doncaster	Yamaha	R6 600	6	10:08.993	22.206	77.073	1:39.317
9	133	Steven Kelly	Blyth	Suzuki	K5 1000	6	10:12.701	25.914	76.606	1:38.933
10	24	Sonnie Ferguson	Barwick	Yamaha	R6 600	6	10:18.060	31.273	75.942	1:40.413
11	50	George Stainthorp	Saltburn	Yamaha	R6 600	6	10:21.468	34.681	75.526	1:41.081
12	121	Lee Wilson	Barnsley	Suzuki	K8 1000	6	10:22.137	35.350	75.444	1:40.513
13	19	Mick Gurnhill	Doncaster	Honda	CBR 1000	6	10:29.958	43.171	74.508	1:41.998
14	65	Rich Jennings	York	Suzuki	GSXR 1000	6	10:31.236	44.449	74.357	1:42.425
15	43	Stephen Degnan	Darlington	Suzuki	GSXR 1000	6	10:36.995	50.208	73.685	1:44.042
16	11	Rodger Wibberley	Huddersfield	Kawasaki	ZX10 1000	6	10:41.075	54.288	73.216	1:44.249
17	108	Tim Cavill	Heckington	Yamaha	YZFR1 1000	6	10:43.245	56.458	72.969	1:44.496
18	33	Gary Graves	Thorngumbald	Suzuki	GSXR 750	6	10:52.255	1:05.468	71.961	1:46.766
19	61	Peter Sims	Hornsea	Yamaha	R6 600	6	11:00.607	1:13.820	71.051	1:47.732
20	53	Alan Coates	Hull	Yamaha	YZFR1 1000	6	11:13.765	1:26.978	69.663	1:49.448
21	22	Neil Mizon	Market Weighton	Yamaha	R6 600	6	11:14.643	1:27.856	69.573	1:49.383
22	84	David Cook	Bedford	Honda	CBR 600	6	11:21.316	1:34.529	68.891	1:51.591
<b>Not classified ()</b>										
	62	Martin Atkinson	Holme on Spalding M	Honda	CBR 600	3	5:58.024	DNF	65.550	1:55.327

Margin of Victory	Avg. Speed	Best Lap Tm	Best Spd	Best Lap by
2.891	79.990	1:35.928	81.549	89 - Grahame Frear

**Chief Timekeeper:**
**Clerk of Course:**
**Weather / Track Condition: Cloudy / Dry**
**Results: [www.sportstimingservices.com](http://www.sportstimingservices.com)**

# Auto 66 - Clubmans Challenge Road Races

Lapchart

Cadwell Masters

Cadwell Park 2.173 Miles

Race 15

22/03/2009 15:32

Race started at 15:32:31

Competitors	Laps						
	0	1	2	3	4	5	6
Grahame Frear (89)	1	89	89	89	89	89	89
Mick Goodings (10)	2	10	10	10	10	10	10
Steven Parker (69)	3	69	117	117	117	117	117
Liam Marchant (117)	4	117	69	69	57	21	21
Robert Wilson (57)	5	57	57	57	21	57	57
Mark Goodings (17)	6	17	21	21	69	69	69
Richard Gibson (21)	7	21	17	17	17	80	80
Sonnie Ferguson (24)	8	24	24	24	80	80	17
George Stainthorp (50)	9	50	50	80	24	24	133
Stephen Degnan (43)	10	43	43	50	133	133	24
Gary Graves (33)	11	33	80	133	50	50	50
Mick Gurnhill (19)	12	19	19	43	121	121	121
Lee Wilson (121)	13	121	65	19	19	19	19
Tim Cavill (108)	14	108	133	121	43	65	65
Rich Jennings (65)	15	65	121	65	65	43	43
Rodger Wibberley (11)	16	11	11	11	11	11	11
Peter Sims (61)	17	61	33	33	108	108	108
Steven Kelly (133)	18	133	108	108	33	33	33
David Cook (84)	19	84	61	61	61	61	61
Neil Mizon (22)	20	22	84	22	22	22	53
Jules Croft (80)	21	80	22	84	53	53	22
Alan Coates (53)	22	53	53	53	84	84	84
Martin Atkinson (62)	23	62	62	62	62		

Chief Timekeeper:

Clerk of Course:

Weather / Track Condition: Cloudy / Dry

Results: [www.sportstimingservices.com](http://www.sportstimingservices.com)

Printed: 22/03/2009 15:45:20

# Auto 66 - Clubmans Challenge Road Races

## Cadwell Masters

Cadwell Park 2.173 Miles

### Race 15

22/03/2009 15:32

### Race started at 15:32:31

Lap	Time of Day	Lap Tm	SFSpd	Spd
<b>(89) Grahame Frear</b>				
1	15:34:16.825	1:41.064	145.1	
2	15:35:53.392	1:36.567	143.8	
3	15:37:29.876	1:36.484	145.7	
4	15:39:05.930	1:36.054	145.4	
5	15:40:41.858	1:35.928	145.7	
6	15:42:18.363	1:36.505	145.4	

Lap	Time of Day	Lap Tm	SFSpd	Spd
<b>(10) Mick Goodings</b>				
1	15:34:17.552	1:41.593		
2	15:35:54.338	1:36.786		
3	15:37:31.054	1:36.716		
4	15:39:08.193	1:37.139		
5	15:40:45.122	1:36.929		
6	15:42:21.254	1:36.132		

Lap	Time of Day	Lap Tm	SFSpd	Spd
<b>(117) Liam Marchant</b>				
1	15:34:18.650	1:42.223	145.1	
2	15:35:55.338	1:36.688	146.6	
3	15:37:31.793	1:36.455	146.3	
4	15:39:08.694	1:36.901	146.6	
5	15:40:45.579	1:36.885	147.0	
6	15:42:22.623	1:37.044	146.3	

Lap	Time of Day	Lap Tm	SFSpd	Spd
<b>(21) Richard Gibson</b>				
1	15:34:20.310	1:43.436	138.2	
2	15:35:58.487	1:38.177	139.9	
3	15:37:36.968	1:38.481	139.0	
4	15:39:14.552	1:37.584	137.1	
5	15:40:51.256	1:36.704	135.4	
6	15:42:29.999	1:38.743	136.8	

Lap	Time of Day	Lap Tm	SFSpd	Spd
<b>(57) Robert Wilson</b>				
1	15:34:20.035	1:43.420	145.7	
2	15:35:58.248	1:38.213	146.3	
3	15:37:36.765	1:38.517	144.4	
4	15:39:17.489	1:40.724	144.4	
5	15:40:57.213	1:39.724	141.4	
6	15:42:37.462	1:40.249	143.2	

Lap	Time of Day	Lap Tm	SFSpd	Spd
<b>(69) Steven Parker</b>				
1	15:34:19.467	1:43.379	145.7	
2	15:35:57.744	1:38.277	144.7	
3	15:37:37.929	1:40.185	146.6	
4	15:39:18.012	1:40.083	145.4	
5	15:40:57.496	1:39.484	145.7	
6	15:42:37.507	1:40.011	146.6	

Lap	Time of Day	Lap Tm	SFSpd	Spd
<b>(80) Jules Croft</b>				
1	15:34:25.115	1:46.115	145.4	
2	15:36:03.935	1:38.820	148.3	
3	15:37:43.656	1:39.721	146.0	
4	15:39:21.873	1:38.217	146.6	
5	15:40:59.922	1:38.049	146.0	
6	15:42:38.389	1:38.467	147.6	

Lap	Time of Day	Lap Tm	SFSpd	Spd
<b>(17) Mark Goodings</b>				
1	15:34:21.262	1:44.437	136.2	
2	15:36:01.464	1:40.202	135.4	
3	15:37:41.726	1:40.262	135.7	

Lap	Time of Day	Lap Tm	SFSpd	Spd
4	15:39:21.043	1:39.317	135.4	
5	15:41:00.982	1:39.939	136.8	
6	15:42:40.569	1:39.587	136.8	

Lap	Time of Day	Lap Tm	SFSpd	Spd
<b>(133) Steven Kelly</b>				
1	15:34:26.229	1:47.563	149.9	
2	15:36:06.299	1:40.070	148.6	
3	15:37:46.254	1:39.955	148.3	
4	15:39:25.266	1:39.012	147.0	
5	15:41:05.344	1:40.078	146.3	
6	15:42:44.277	1:38.933	147.9	

Lap	Time of Day	Lap Tm	SFSpd	Spd
<b>(24) Sonnie Ferguson</b>				
1	15:34:22.089	1:45.034	134.3	
2	15:36:02.502	1:40.413	134.9	
3	15:37:43.723	1:41.221	133.2	
4	15:39:24.856	1:41.133	134.3	
5	15:41:06.503	1:41.647	134.3	
6	15:42:49.636	1:43.133	107.1	

Lap	Time of Day	Lap Tm	SFSpd	Spd
<b>(50) George Stainthorp</b>				
1	15:34:24.525	1:47.210	128.4	
2	15:36:06.091	1:41.566	131.9	
3	15:37:48.137	1:42.046	131.4	
4	15:39:29.218	1:41.081	128.9	
5	15:41:10.998	1:41.780	131.2	
6	15:42:53.044	1:42.046	131.2	

Lap	Time of Day	Lap Tm	SFSpd	Spd
<b>(121) Lee Wilson</b>				
1	15:34:26.269	1:48.147	147.0	
2	15:36:10.271	1:44.002	145.4	
3	15:37:51.588	1:41.317	145.4	
4	15:39:32.176	1:40.588	143.5	
5	15:41:12.689	1:40.513	144.4	
6	15:42:53.713	1:41.024	141.1	

Lap	Time of Day	Lap Tm	SFSpd	Spd
<b>(19) Mick Gurnhill</b>				
1	15:34:25.513	1:47.643	139.6	
2	15:36:10.041	1:44.528	137.6	
3	15:37:53.727	1:43.686	138.5	
4	15:39:35.725	1:41.998	139.3	
5	15:41:19.147	1:43.422	136.8	
6	15:43:01.534	1:42.387	139.9	

Lap	Time of Day	Lap Tm	SFSpd	Spd
<b>(65) Rich Jennings</b>				
1	15:34:25.747	1:47.601	148.6	
2	15:36:10.403	1:44.656	136.8	
3	15:37:55.072	1:44.669	147.6	
4	15:39:37.890	1:42.818	147.9	
5	15:41:20.315	1:42.425	148.6	
6	15:43:02.812	1:42.497	142.6	

Lap	Time of Day	Lap Tm	SFSpd	Spd
<b>(43) Stephen Degnan</b>				
1	15:34:25.046	1:47.453	143.5	
2	15:36:09.289	1:44.243	139.3	
3	15:37:55.061	1:45.772	142.6	
4	15:39:39.866	1:44.805	143.5	
5	15:41:23.908	1:44.042	143.2	
6	15:43:08.571	1:44.663	140.8	

(11) Rodger Wibberley

Lap	Time of Day	Lap Tm	SFSpd	Spd
1	15:34:28.689	1:50.430	137.6	
2	15:36:12.938	1:44.249	137.3	
3	15:37:57.650	1:44.712	131.2	
4	15:39:42.746	1:45.096	133.0	
5	15:41:28.328	1:45.582	132.2	
6	15:43:12.651	1:44.323	132.2	

Lap	Time of Day	Lap Tm	SFSpd	Spd
<b>(108) Tim Cavill</b>				
1	15:34:30.428	1:52.294	138.2	
2	15:36:15.960	1:45.532	140.5	
3	15:38:00.931	1:44.971	142.0	
4	15:39:45.584	1:44.653	139.0	
5	15:41:30.325	1:44.741	139.9	
6	15:43:14.821	1:44.496	140.2	

Lap	Time of Day	Lap Tm	SFSpd	Spd
<b>(33) Gary Graves</b>				
1	15:34:28.691	1:50.848	128.4	
2	15:36:15.690	1:46.999	129.1	
3	15:38:02.456	1:46.766	129.1	
4	15:39:49.348	1:46.892	129.6	
5	15:41:36.142	1:46.794	129.6	
6	15:43:23.831	1:47.689	128.9	

Lap	Time of Day	Lap Tm	SFSpd	Spd
<b>(61) Peter Sims</b>				
1	15:34:31.430	1:52.877	125.5	
2	15:36:19.162	1:47.732	124.1	
3	15:38:07.954	1:48.792	124.6	
4	15:39:56.098	1:48.144	125.5	
5	15:41:44.155	1:48.057	123.7	
6	15:43:32.183	1:48.028	125.1	

Lap	Time of Day	Lap Tm	SFSpd	Spd
<b>(53) Alan Coates</b>				
1	15:34:35.182	1:55.996	130.1	
2	15:36:26.039	1:50.857	133.8	
3	15:38:15.892	1:49.853	129.4	
4	15:40:05.356	1:49.464	129.4	
5	15:41:54.804	1:49.448	130.4	
6	15:43:45.341	1:50.537	123.7	

Lap	Time of Day	Lap Tm	SFSpd	Spd
<b>(22) Neil Mizon</b>				
1	15:34:33.955	1:55.038	130.9	
2	15:36:23.463	1:49.508	128.7	
3	15:38:13.294	1:49.831	130.1	
4	15:40:02.677	1:49.383	127.2	
5	15:41:52.164	1:49.487	128.9	
6	15:43:46.219	1:54.055	130.1	

Lap	Time of Day	Lap Tm	SFSpd	Spd
<b>(84) David Cook</b>				
1	15:34:33.077	1:54.162	128.4	
2	15:36:25.100	1:52.023	126.7	
3	15:38:17.302	1:52.202	126.0	
4	15:40:08.893	1:51.591	125.5	
5	15:42:00.998	1:52.105	124.4	
6	15:43:52.892	1:51.894	123.0	

Lap	Time of Day	Lap Tm	SFSpd	Spd
<b>(62) Martin Atkinson</b>				
1	15:34:37.649	1:58.202	124.8	
2	15:36:32.976	1:55.327	123.0	
3	15:38:29.600	1:56.624	123.7	

Chief Timekeeper:

Clerk of Course:

Weather / Track Condition: Cloudy / Dry

Results: [www.sportstimingservices.com](http://www.sportstimingservices.com)

**Auto 66 - Clubmans Challenge Road Races**
**Sorted on Laps**
**Cadwell Masters**
**Cadwell Park 2.173 Miles**
**Race 22**
**22/03/2009 18:04**
**Race started at 18:04:52**

Pos	No.	Name	Town	Make	Model	Laps	Total Tm	Diff	Avg. Speed	Best Tm
<b>EVENT 9</b>										
1	89	Grahame Frear	Winterton	Kawasaki	ZXR 750	6	9:46.451		80.035	1:36.097
2	10	Mick Goodings	Doncaster	Honda	RR 1000	6	9:53.839	7.388	79.040	1:37.881
3	21	Richard Gibson	South Cave	Yamaha	R6 600	6	9:54.294	7.843	78.979	1:37.501
4	80	Jules Croft	Lincoln	Yamaha	R1 1000	6	9:55.121	8.670	78.869	1:37.956
5	17	Mark Goodings	Doncaster	Yamaha	R6 600	6	10:18.372	31.921	75.904	1:41.442
6	50	George Stainthorp	Saltburn	Yamaha	R6 600	6	10:18.684	32.233	75.866	1:40.801
7	108	Tim Cavill	Heckington	Yamaha	YZFR1 1000	6	10:37.646	51.195	73.609	1:43.727
8	19	Mick Gurnhill	Doncaster	Honda	CBR 1000	6	10:37.699	51.248	73.603	1:43.468
9	11	Rodger Wibberley	Huddersfield	Kawasaki	ZX10 1000	6	10:39.771	53.320	73.365	1:44.933
10	22	Neil Mizon	Market Weighton	Yamaha	R6 600	6	11:21.476	1:35.025	68.875	1:50.502
11	53	Alan Coates	Hull	Yamaha	YZFR1 1000	6	11:37.796	1:51.345	67.264	1:52.640

**Not classified ()**

33	Gary Graves	Thorngumbald	Suzuki	GSXR 750		3.447	DNF	-
----	-------------	--------------	--------	----------	--	-------	-----	---

Margin of Victory	Avg. Speed	Best Lap Tm	Best Spd	Best Lap by
7.388	80.035	1:36.097	81.405	89 - Grahame Frear

**Chief Timekeeper:**
**Clerk of Course:**
**Weather / Track Condition: Cloudy / Dry**
**Results: [www.sportstimingservices.com](http://www.sportstimingservices.com)**

# Auto 66 - Clubmans Challenge Road Races

Lapchart


Cadwell Masters

Cadwell Park 2.173 Miles

Race 22

22/03/2009 18:04

Race started at 18:04:52



Competitors	Laps							
	0	1	2	3	4	5	6	
Grahame Frear (89)	1	89	10	10	89	89	89	89
Mick Goodings (10)	2	10	89	89	10	10	10	10
Richard Gibson (21)	3	21	80	80	80	80	80	21
Mark Goodings (17)	4	17	21	21	21	21	21	80
Jules Croft (80)	5	80	17	17	17	17	17	17
George Stainthorp (50)	6	50	50	50	50	50	50	50
Tim Cavill (108)	7	108	19	19	19	19	19	108
Gary Graves (33)	8	33	108	108	108	108	108	19
Mick Gurnhill (19)	9	19	11	11	11	11	11	11
Rodger Wibberley (11)	10	11	53	22	22	22	22	22
Neil Mizon (22)	11	22	22	53	53	53	53	53
Alan Coates (53)	12	53						

Chief Timekeeper:

Clerk of Course:

Weather / Track Condition: Cloudy / Dry

Results: [www.sportstimingservices.com](http://www.sportstimingservices.com)

Printed: 22/03/2009 18:18:09

# Auto 66 - Clubmans Challenge Road Races

Cadwell Masters

Cadwell Park 2.173 Miles

Race 22

22/03/2009 18:04

Race started at 18:04:52

Lap Time of Day Lap Tm SFSpd Spd

(89) Grahame Frear

1	18:06:36.031	1:42.034	150.6
2	18:08:13.628	1:37.597	154.0
3	18:09:50.022	1:36.394	151.3
4	18:11:26.795	1:36.773	149.9
5	18:13:03.090	1:36.295	150.6
6	18:14:39.187	1:36.097	148.6

(10) Mick Goodings

1	18:06:35.605	1:41.539	149.9
2	18:08:13.486	1:37.881	151.3
3	18:09:51.871	1:38.385	152.6
4	18:11:30.318	1:38.447	150.6
5	18:13:08.287	1:37.969	151.3
6	18:14:46.575	1:38.288	150.9

(21) Richard Gibson

1	18:06:37.515	1:42.863	142.3
2	18:08:16.183	1:38.668	141.7
3	18:09:53.684	1:37.501	142.9
4	18:11:31.361	1:37.677	144.7
5	18:13:09.377	1:38.016	144.4
6	18:14:47.030	1:37.653	143.2

(80) Jules Croft

1	18:06:36.927	1:41.590	151.6
2	18:08:14.909	1:37.982	151.6
3	18:09:53.169	1:38.260	150.9
4	18:11:31.165	1:37.996	150.3
5	18:13:09.121	1:37.956	152.0
6	18:14:47.857	1:38.736	151.3

(17) Mark Goodings

1	18:06:41.210	1:46.022	139.9
2	18:08:24.043	1:42.833	138.2
3	18:10:06.588	1:42.545	138.2
4	18:11:48.122	1:41.534	139.9
5	18:13:29.564	1:41.442	140.5
6	18:15:11.108	1:41.544	141.4

(50) George Stainthorp

1	18:06:41.530	1:45.907	134.6
2	18:08:24.553	1:43.023	134.3
3	18:10:06.913	1:42.360	134.9
4	18:11:49.227	1:42.314	136.5
5	18:13:30.028	1:40.801	135.9
6	18:15:11.420	1:41.392	137.6

(108) Tim Cavill

1	18:06:45.576	1:49.530	142.6
2	18:08:30.745	1:45.169	144.1
3	18:10:15.551	1:44.806	142.3
4	18:12:00.613	1:45.062	144.4
5	18:13:44.340	1:43.727	143.5
6	18:15:30.382	1:46.042	142.6

(19) Mick Gurnhill

1	18:06:44.254	1:48.007	142.0
2	18:08:27.722	1:43.468	142.9
3	18:10:12.352	1:44.630	138.2

Lap Time of Day Lap Tm SFSpd Spd

4	18:11:58.245	1:45.893	140.5
5	18:13:44.183	1:45.938	139.9
6	18:15:30.435	1:46.252	135.4

(11) Rodger Wibberley

1	18:06:46.032	1:49.517	140.8
2	18:08:31.999	1:45.967	138.5
3	18:10:16.932	1:44.933	138.5
4	18:12:02.096	1:45.164	136.5
5	18:13:47.321	1:45.225	131.7
6	18:15:32.507	1:45.186	135.1

(22) Neil Mizon

1	18:06:54.836	1:58.214	126.9
2	18:08:46.365	1:51.529	133.8
3	18:10:40.787	1:54.422	127.9
4	18:12:32.578	1:51.791	130.4
5	18:14:23.710	1:51.132	132.7
6	18:16:14.212	1:50.502	133.8

(53) Alan Coates

1	18:06:54.612	1:57.559	133.5
2	18:08:51.250	1:56.638	113.0
3	18:10:48.606	1:57.356	119.9
4	18:12:44.290	1:55.684	133.0
5	18:14:37.892	1:53.602	134.6
6	18:16:30.532	1:52.640	100.4

Chief Timekeeper:

Clerk of Course:

Weather / Track Condition: Cloudy / Dry

Results: [www.sportstimingservices.com](http://www.sportstimingservices.com)